

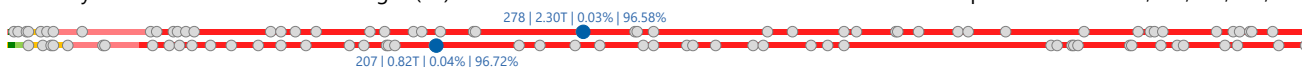
CAMP Campina Ice Cream Industry Tbk.

COMPANY REPORT : JANUARY 2019

Development Board
Industry Sector : Consumer Goods Industry (5)
Industry Sub Sector : Food And Beverages (51)

As of 31 January 2019

Individual Index : 118.182
Listed Shares : 5,885,000,000
Market Capitalization : 2,295,150,000,000



COMPANY HISTORY

Established Date : 22-Jul-1972
Listing Date : 19-Dec-2017 (IPO Price: 330)
Underwriter IPO :
PT Shinhan Sekuritas Indonesia (Affiliated)
Securities Administration Bureau :
PT Adimitra Jasa Korpora

BOARD OF COMMISSIONERS

1. Jutianto Isnandar
 2. Darmo Hadipranoto
 3. Makmur Widjaja *)
- *) *Independent Commissioners*

BOARD OF DIRECTORS

1. Samudera Prawirawidjaja
2. Adji Andjono Purwo
3. Arif Harmoko Rayadi
4. Hans Jensen
5. Hendro Hadipranoto

AUDIT COMMITTEE

1. Makmur Widjaja
2. Bing Hartono Poernomosidi
3. Rudy Soraya

CORPORATE SECRETARY

Arif Harmoko Rayadi

HEAD OFFICE

Jl. Rungkut Industri II/15-7, Tenggilis Mejoyo
Surabaya 60293
Phone : (031) 843-2247
Fax : (031) 843-9232
Homepage : www.astragraphia.co.id
Email : corsec@campina.co.id

SHAREHOLDERS (December 2018)

1. Sabana Prawira Widjaja 4,936,222,500 : 83.88%
2. Public (<5%) 948,777,500 : 16.12%

DIVIDEND ANNOUNCEMENT

Year	Bonus Shares	Cash Dividend	Cum Date	Ex Date	Recording Date	Payment Date	F/I
2017		3.00	4-Jul-18	5-Jul-18	9-Jul-18	27-Jul-18	F

ISSUED HISTORY

No.	Type of Listing	Shares	Listing Date	Trading Date
1.	First Issue	885,000,000	19-Dec-17	19-Dec-17
2.	Company Listing	5,000,000,000	19-Dec-17	19-Dec-17

CAMP Campina Ice Cream Industry Tbk.



TRADING ACTIVITIES

Month	Closing Price			Freq. (X)	Volume (Thou. Sh.)	Value (Million Rp)	Day
	High	Low	Close				
Dec-17	1,855	332	1,185	26,198	115,891	109,066	7
Jan-18	1,375	700	785	35,081	82,253	73,435	22
Feb-18	820	650	690	11,447	22,140	15,777	19
Mar-18	690	446	448	12,741	1,385,017	471,122	21
Apr-18	500	364	364	8,985	27,483	11,232	21
May-18	555	320	390	27,345	411,035	141,024	20
Jun-18	448	308	314	9,963	39,827	15,294	13
Jul-18	398	290	368	16,563	102,339	37,438	22
Aug-18	456	352	410	14,564	81,138	33,367	21
Sep-18	410	328	370	6,792	26,732	10,195	19
Oct-18	400	310	328	8,187	47,736	17,087	23
Nov-18	386	310	378	5,916	45,826	16,369	21
Dec-18	408	342	346	4,759	58,639	22,903	18
Jan-19	392	350	390	3,752	71,259	26,779	22



SHARES TRADED	2017	2018	Jan-19
Volume (Million Sh.)	116	2,330	71
Value (Billion Rp)	109	865	27
Frequency (Thou. X)	26	162	4
Days	7	240	22
Price (Rupiah)			
High	1,855	1,375	392
Low	332	290	350
Close	1,185	346	390
Close*	1,185	346	390
PER (X)	349.30	34.28	38.64
PER Industry (X)	18.48	24.94	36.52
PBV (X)	12.35	2.36	2.67

* Adjusted price after corporate action

CAMP Campina Ice Cream Industry Tbk.

Financial Data and Ratios

Public Accountant : Supoyo, Sutjahjo, Subyantara & Partners

Book End : December

BALANCE SHEET

(in Million Rp, except Par Value)

	Dec-17	Sep-18
Cash & Cash Equivalents		283,132
Receivables		188,264
Inventories		142,850
Current Assets		633,916
Fixed Assets		219,473
Other Assets		94,710
Total Assets		980,362

Growth (%)

Current Liabilities		55,713
Long Term Liabilities		63,493
Total Liabilities		119,207

Growth (%)

Authorized Capital	210,000,000	
Paid up Capital	2,100,000	
Paid up Capital (Shares)	20,400	
Par Value	100&250	
Retained Earnings	79,286	
Total Equity	861,155	

Growth (%)

INCOME STATEMENTS

	Dec-17	Sep-18
Total Revenues		717,084

Growth (%)

Cost of Revenues		300,528
Gross Profit		416,556
Expenses (Income)		350,995
Operating Profit		65,561

Growth (%)

Other Income (Expenses)		-4,979
Income before Tax		60,582
Tax		16,032
Profit for the period		44,550

Growth (%)

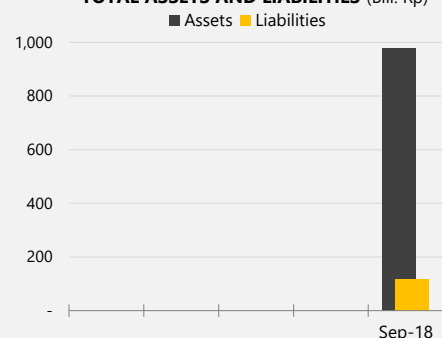
Period Attributable		44,550
Comprehensive Income		43,189
Comprehensive Attributable		43,189

RATIOS

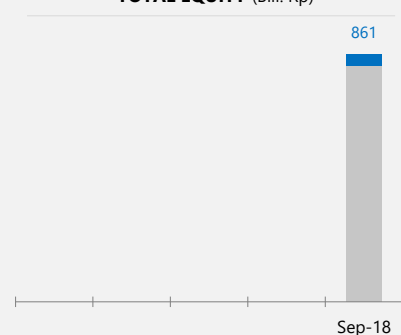
	Dec-17	Sep-18
Current Ratio (%)		1,137.82
Dividend (Rp)		-
EPS (Rp)		2.18
BV (Rp)		42.21
DAR (X)		0.12
DER(X)		0.14
ROA (%)		4.54
ROE (%)		5.17
GPM (%)		58.09
OPM (%)		9.14
NPM (%)		6.21
Payout Ratio (%)		-
Yield (%)		-

*US\$ Rate (BI), Rp 12,436 13,794 13,436 13,548 14,929

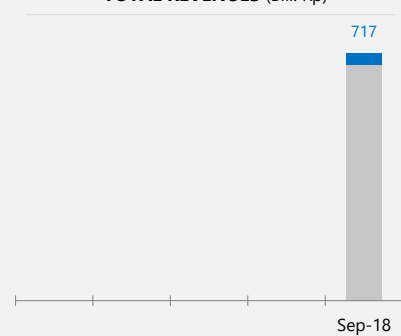
TOTAL ASSETS AND LIABILITIES (Bill. Rp)



TOTAL EQUITY (Bill. Rp)



TOTAL REVENUES (Bill. Rp)



PROFIT FOR THE PERIOD (Bill. Rp)

