

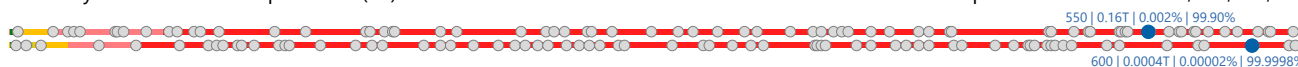
# CANI Capitol Nusantara Indonesia Tbk.

## COMPANY REPORT : JANUARY 2019

Development Board  
Industry Sector : Infrastructure, Utilities & Transportation (7)  
Industry Sub Sector : Transportation (74)

## As of 31 January 2019

Individual Index : 94.500  
Listed Shares : 833,440,000  
Market Capitalization : 157,520,160,000



### COMPANY HISTORY

Established Date : 31-Aug-2004  
Listing Date : 16-Jan-2014 (IPO Price: 200)  
Underwriter IPO :  
PT Trimegah Securities Tbk.  
PT OCBC Sekuritas Indonesia  
Securities Administration Bureau :  
PT Adimitra Jasa Korpora

### BOARD OF COMMISSIONERS

1. Agus Sudimen
  2. Heryanto Cokro \*)
  3. Yanuar Chayadi Wijaya
- \*) *Independent Commissioners*

### BOARD OF DIRECTORS

1. Suta Wijaya
2. Ang Ah Nui
3. Ang Kok Tian
4. Jansen O.R. Warokka

### AUDIT COMMITTEE

1. Heryanto Cokro
2. Roy Tamara

### CORPORATE SECRETARY

Riduwan Kosasih

### HEAD OFFICE

APL Tower Fl.35 , Suite T3  
Jl.S.Parman Kav.No : 28 , Tanjung Duren Selatan  
Jakarta Barat – 11470  
Phone : (021) 2548-9931; (0541) 732-893  
Fax : (021) 2933 - 9372; 2933 - 9373; (0541) 732-891  
Homepage : [www.astragraphia.co.id](http://www.astragraphia.co.id)  
Email : [office-jkt@cani.co.id](mailto:office-jkt@cani.co.id)  
[office@cani.co.id](mailto:office@cani.co.id)  
[riduwankosasih@yahoo.co.id](mailto:riduwankosasih@yahoo.co.id)

### SHAREHOLDERS (December 2018)

1. PT Anugrah Semesta Langgeng	325,041,600	: 39.00%
2. PT Cipta Nusantara Abadi	300,038,400	: 36.00%
3. OCBC Securities Pte. Ltd. - Client A/C	67,500,000	: 8.10%
4. Public (<5%)	140,860,000	: 16.90%

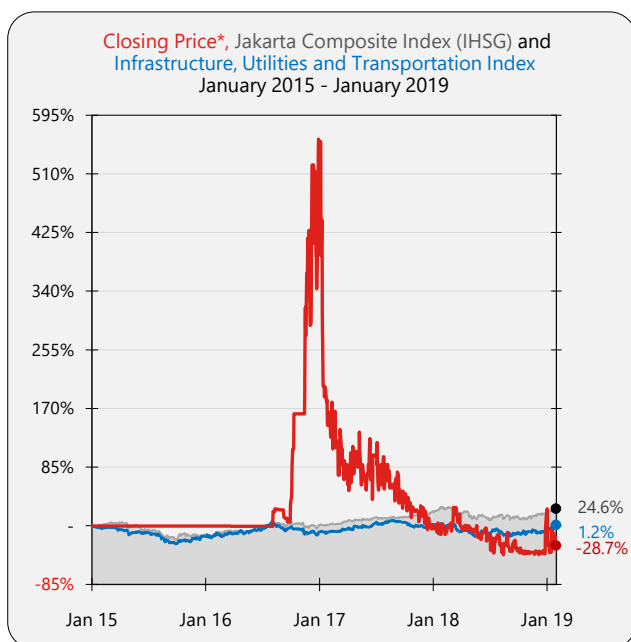
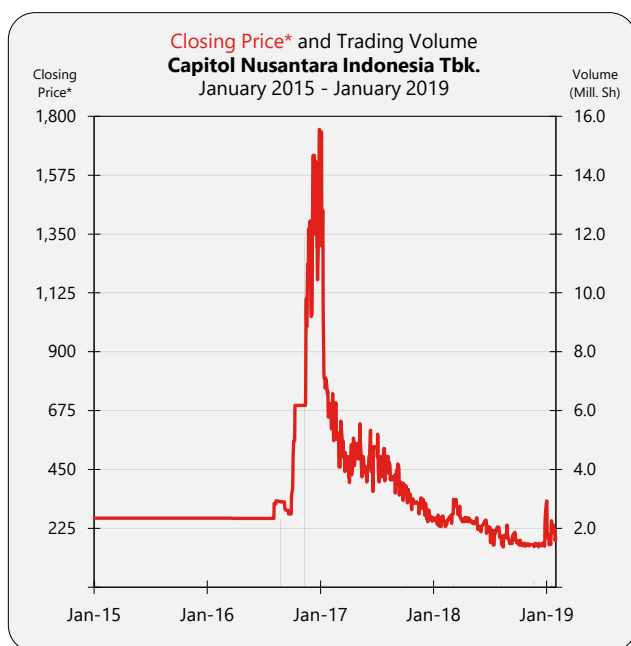
### DIVIDEND ANNOUNCEMENT

Year	Bonus Shares	Cash Dividend	Cum Date	Ex Date	Recording Date	Payment Date	F/I
-							

### ISSUED HISTORY

No.	Type of Listing	Shares	Listing Date	Trading Date
1.	First Issue	208,360,000	16-Jan-14	16-Jan-14
2.	Company Listing	625,080,000	16-Jan-14	16-Jan-14

# CANI Capitol Nusantara Indonesia Tbk.



SHARES TRADED	2015	2016	2017	2018	Jan-19
Volume (Million Sh.)	0.2	14	1	1	0.8
Value (Billion Rp)	0.05	8	0.7	0.3	0.2
Frequency (Thou. X)	0.01	0.2	2	1	0.7
Days	3	51	214	185	22
<b>Price (Rupiah)</b>					
High	264	2,180	2,170	346	344
Low	263	263	232	142	160
Close	264	1,740	268	264	189
Close*	264	1,740	268	264	189
<b>PER (X)</b>					
PER (X)	-3.84	-56.85	-1.60	-7.62	-1.82
PER Industry (X)	9.49	8.16	16.02	9.50	10.05
PBV (X)	2.54	92.58	-2.84	-1.64	-1.17

\* Adjusted price after corporate action

Month	Closing Price			Freq. (X)	Volume (Thou. Sh.)	Value (Million Rp)	Day
	High	Low	Close				
Jan-15	264	263	264	10	179	47	1
Feb-15	-	-	264	-	-	-	-
Mar-15	-	-	264	-	-	-	-
Apr-15	-	-	264	-	-	-	-
May-15	264	264	264	1	0.1	0.0	1
Jun-15	-	-	264	-	-	-	-
Jul-15	-	-	264	-	-	-	-
Aug-15	-	-	264	-	-	-	-
Sep-15	-	-	264	-	-	-	-
Oct-15	264	264	264	1	0.1	0.0	1
Nov-15	-	-	264	-	-	-	-
Dec-15	-	-	264	-	-	-	-
Jan-16	-	-	264	-	-	-	-
Feb-16	-	-	264	-	-	-	-
Mar-16	264	263	263	12	42	11	3
Apr-16	-	-	263	9	0.1	0.0	1
May-16	-	-	263	-	-	-	-
Jun-16	-	-	263	-	-	-	-
Jul-16	-	-	263	-	-	-	-
Aug-16	340	280	326	40	2,311	755	5
Sep-16	350	280	350	28	9	3	7
Oct-16	695	350	695	17	3	2	6
Nov-16	1,535	850	1,270	41	11,921	7,522	12
Dec-16	2,180	1,035	1,740	83	44	63	17
Jan-17	2,170	550	690	352	274	260	20
Feb-17	840	525	585	110	55	35	19
Mar-17	750	390	500	178	83	44	20
Apr-17	675	360	492	160	68	34	16
May-17	650	400	402	124	78	44	18
Jun-17	600	336	535	76	18	8	12
Jul-17	610	368	478	101	48	22	19
Aug-17	620	332	360	132	123	52	17
Sep-17	490	302	354	289	181	72	19
Oct-17	440	278	322	413	227	81	21
Nov-17	344	280	316	87	20	6	17
Dec-17	322	232	268	83	89	23	16
Jan-18	312	226	272	152	84	22	20
Feb-18	290	232	270	120	84	22	13
Mar-18	346	230	268	215	246	78	19
Apr-18	312	226	250	72	35	9	15
May-18	266	204	222	66	25	6	16
Jun-18	256	200	230	37	15	3	7
Jul-18	230	162	230	44	30	6	14
Aug-18	250	142	186	123	208	40	18
Sep-18	220	167	169	39	10	2	13
Oct-18	180	155	160	69	34	6	20
Nov-18	172	153	162	142	245	40	14
Dec-18	264	146	264	151	114	24	16
Jan-19	344	160	189	670	804	208	22

## Financial Data and Ratios

Book End : December

Public Accountant : Paul Hadiwinata, Hidajat, Arsono, Retno Palilingan & Partners

BALANCE SHEET	Dec-14	Dec-15	Dec-16	Dec-17	Sep-18
<i>(in Million Rp, except Par Value)</i>					
Cash & Cash Equivalents	2,197	918			431
Receivables	185,248	152,593			162,766
Inventories	-	-			-
Current Assets	201,442	165,829			214,165
Fixed Assets	837,984	889,929			633,789
Other Assets	10,782	10,665			3,081
Total Assets	1,059,537	1,077,423			851,069
<b>Growth (%)</b>		<b>1.69%</b>			

Current Liabilities	778,572	898,681			972,860
Long Term Liabilities	121,650	86,740			12,335
Total Liabilities	900,222	985,420			985,195
<b>Growth (%)</b>		<b>9.46%</b>			

Authorized Capital	250,000	250,000			250,000
Paid up Capital	83,344	83,344			83,344
Paid up Capital (Shares)	833	833			833
Par Value	100	100			100
Retained Earnings	51,825	-34,684			-263,237
Total Equity	159,316	92,003			-134,126
<b>Growth (%)</b>		<b>-42.25%</b>			N/A

INCOME STATEMENTS	Dec-14	Dec-15	Dec-16	Dec-17	Sep-18
Total Revenues	69,336	37,347			3,588
<b>Growth (%)</b>		<b>-46.14%</b>			

Cost of Revenues	85,229	86,519			21,587
Gross Profit	-15,893	-49,173			-17,999
Expenses (Income)	12,067	6,070			3,193
Operating Profit	-27,960	-55,243			-21,193
<b>Growth (%)</b>		<b>-97.58%</b>		N/A	

Other Income (Expenses)	-4,730	-2,981			-309
Income before Tax	-32,690	-58,224			-21,502
Tax	2,830	2,607			148
Profit for the period	-35,520	-60,831			-21,650
<b>Growth (%)</b>		<b>-71.26%</b>		N/A	

Period Attributable	-35,520	-60,831			-21,650
Comprehensive Income	-35,520	-60,831			-21,650
Comprehensive Attributable	-35,520	-60,831			-21,650

RATIOS	Dec-14	Dec-15	Dec-16	Dec-17	Sep-18
Current Ratio (%)	25.87	18.45			22.01
Dividend (Rp)	-	-			-
EPS (Rp)	-42.62	-72.99			-25.98
BV (Rp)	191.15	110.39			-160.93
DAR (X)	0.85	0.91			1.16
DER(X)	5.65	10.71			-7.35
ROA (%)	-3.35	-5.65			-2.54
ROE (%)	-22.30	-66.12			16.14
GPM (%)	-22.92	-131.67			-501.72
OPM (%)	-40.33	-147.92			-590.73
NPM (%)	-51.23	-162.88			-603.47
Payout Ratio (%)	-	-			-
Yield (%)	-	-			-

*US\$ Rate (BI), Rp	12,436	13,794	13,436	13,548	14,929
---------------------	--------	--------	--------	--------	--------

