

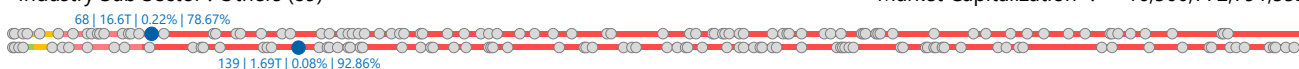
CASA Capital Financial Indonesia Tbk.

COMPANY REPORT : JANUARY 2019

Development Board
 Industry Sector : Finance (8)
 Industry Sub Sector : Others (89)

As of 31 January 2019

Individual Index : 555.383
 Listed Shares : 54,476,226,288
 Market Capitalization : 16,560,772,791,552



COMPANY HISTORY

Established Date : 04-Jun-2009
 Listing Date : 19-Jul-2016 (IPO Price: 130)
 Underwriter IPO :
 PT Sinarmas Sekuritas
 Securities Administration Bureau :
 PT Sinartama Gunita

BOARD OF COMMISSIONERS

- Harkie Kosadi *)
 - Darwin
- *) *Independent Commissioners*

BOARD OF DIRECTORS

- Hengky Setiono
- Fernandus Sym
- Maliana Herutama Malkan

AUDIT COMMITTEE

- Harkie Kosadi
- Ahmad Sujana
- Elka Putra

CORPORATE SECRETARY

Maliana Herutama Malkan

HEAD OFFICE

Sona Topas Tower 9th Floor
 Jl. Jend. Sudirman Kav. 26
 Jakarta Selatan 12920
 Phone : (021) 250 - 6280
 Fax : (021) 250 - 6220
 Homepage : www.capitalfinancial.co.id
 Email : corporate@capitalfinancial.co.id

SHAREHOLDERS (December 2018)

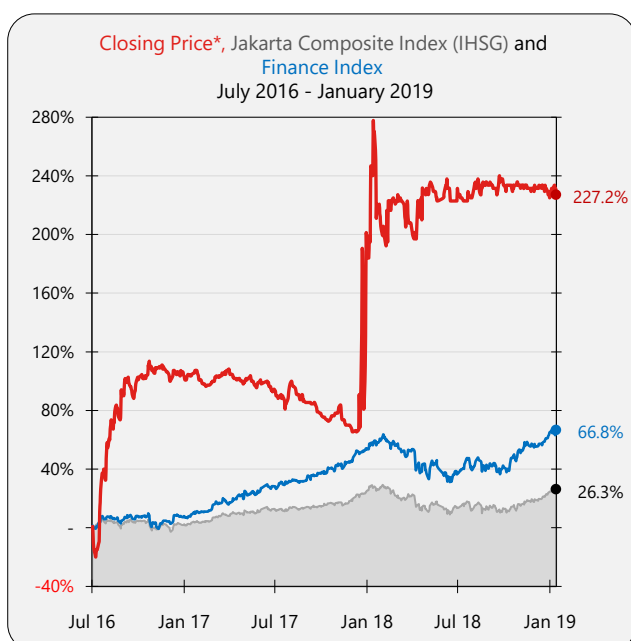
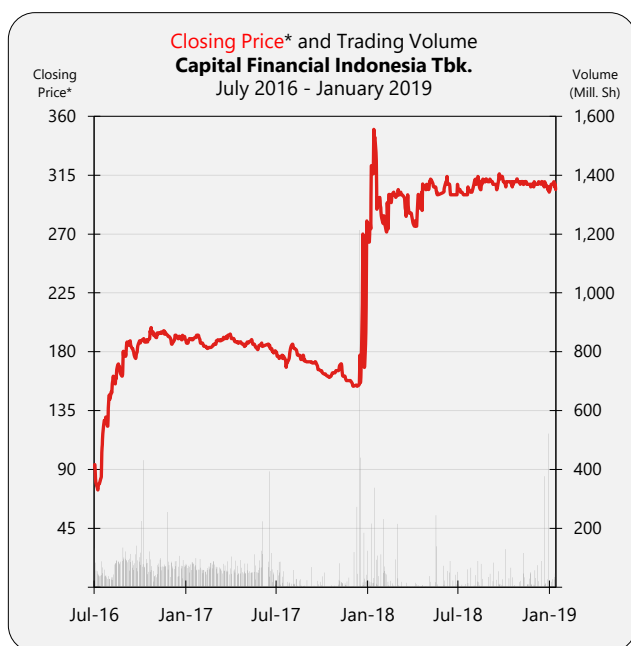
1. Capital Strategic Invesco	32,827,503,632	: 60.26%
2. Vanko Investment Limited	9,901,500,500	: 18.18%
3. Public (<5%)	11,747,222,056	: 21.56%

DIVIDEND ANNOUNCEMENT

Year	Bonus Shares	Cash Dividend	Cum Date	Ex Date	Recording Date	Payment Date	F/I
------	--------------	---------------	----------	---------	----------------	--------------	-----

ISSUED HISTORY

No.	Type of Listing	Shares	Listing Date	Trading Date
1.	First Issue	5,500,000,000	19-Jul-16	19-Jul-16
2.	Company Listing	6,050,000,000	19-Jul-16	19-Jul-16
3.	Warrant I	2,696,700	17-Jan-17	17-Jan-17
4.	Warrant I	5,400	18-Jan-17	18-Jan-17
5.	Warrant I	337,500	7-Feb-17	7-Feb-17
6.	Warrant I	36,700	14-Feb-17	14-Feb-17
7.	Warrant I	8,000	27-Feb-17	27-Feb-17
8.	Warrant I	36	3-Mar-17	3-Mar-17
9.	Warrant I	1,000	8-Mar-17	8-Mar-17
10.	Warrant I	40,002	23-Mar-17	23-Mar-17
11.	Warrant I	54	5-Apr-17	5-Apr-17
12.	Warrant I	48,500	17-May-17	17-May-17
13.	Warrant I	200	7-Jun-17	7-Jun-17
14.	Warrant I	236	21-Jun-17	21-Jun-17
15.	Warrant I	200	5-Jul-17	5-Jul-17
16.	Warrant I	12,200	14-Jul-17	14-Jul-17
17.	Warrant I	100	19-Jul-17	19-Jul-17
18.	Warrant I	10	24-Jul-17	24-Jul-17
19.	Warrant I	500	28-Aug-17	28-Aug-17
20.	Warrant I	600	6-Sep-17	6-Sep-17
21.	Warrant I	100	22-Sep-17	22-Sep-17
22.	Warrant I	14,825,300	18-Oct-17	18-Oct-17
23.	Warrant I	108	27-Oct-17	27-Oct-17
24.	Warrant I	54	21-Dec-17	21-Dec-17
25.	Warrant I	200	15-Jan-18	15-Jan-18
26.	Right Issue	7,932,973,077	17-Jan-18	17-Jan-18
27.	Right Issue	7,793,240,930	18-Jan-18	18-Jan-18
28.	Warrant I	45	23-Jan-18	23-Jan-18
29.	Right Issue	15,831,121,926	23-Jan-18	23-Jan-18
30.	Right Issue	11,054,135,406	29-Jan-18	29-Jan-18
31.	Right Issue	20,198,452	30-Jan-18	30-Jan-18
32.	Right Issue	54,300,748	8-Feb-18	8-Feb-18
33.	Warrant I	1,500	8-Feb-18	8-Feb-18
34.	Warrant I	545	26-Jun-18	26-Jun-18
35.	Warrant I	8	23-Jul-18	23-Jul-18
36.	Warrant I	14,814,815	17-Oct-18	17-Oct-18
37.	Warrant I	36	14-Nov-18	14-Nov-18
38.	Warrant I	207,425,000	26-Dec-18	26-Dec-18
39.	Warrant I	100	17-Jan-19	17-Jan-19



TRADING ACTIVITIES

Month	Closing Price			Freq. (X)	Volume (Thou. Sh.)	Value (Million Rp)	Day
	High	Low	Close				
Jul-16	272	160	187	35,623	618,205	126,910	9
Aug-16	386	186	380	35,294	1,017,976	315,851	22
Sep-16	456	374	438	17,571	1,950,642	810,118	21
Oct-16	456	400	444	15,107	2,237,277	945,427	21
Nov-16	478	440	462	15,943	1,426,594	650,547	22
Dec-16	470	436	456	15,042	1,615,162	733,909	20
Jan-17	456	440	448	14,817	1,428,601	641,715	21
Feb-17	460	434	436	10,830	1,275,291	571,167	19
Mar-17	448	430	448	10,334	1,462,468	641,150	22
Apr-17	460	442	444	8,639	1,075,342	483,013	17
May-17	448	432	448	9,509	1,125,576	497,533	20
Jun-17	448	428	436	13,231	1,210,100	528,769	15
Jul-17	442	414	420	12,956	1,316,944	571,988	21
Aug-17	442	398	420	9,609	308,660	131,161	22
Sep-17	420	406	406	7,642	172,923	71,223	17
Oct-17	408	382	382	422	153,212	60,041	20
Nov-17	406	380	382	4,806	211,784	83,391	21
Dec-17	384	364	364	2,450	534,132	196,468	17
Jan-18	440	158	350	23,756	2,437,941	824,910	22
Feb-18	350	264	280	3,420	1,227,026	368,315	19
Mar-18	316	272	300	6,332	424,399	126,575	21
Apr-18	306	276	300	2,274	66,403	18,877	21
May-18	314	286	306	5,371	87,570	26,694	20
Jun-18	318	300	308	5,318	575,625	175,037	13
Jul-18	312	298	300	3,174	289,324	86,864	22
Aug-18	318	300	306	3,077	339,307	103,647	21
Sep-18	314	302	308	3,719	302,428	93,165	19
Oct-18	316	304	310	4,084	313,902	97,187	23
Nov-18	320	306	310	5,354	353,788	109,037	21
Dec-18	310	304	310	3,788	375,425	116,494	18
Jan-19	310	300	304	3,564	1,211,504	369,163	22

SHARES TRADED	2016	2017	2018	Jan-19
Volume (Million Sh.)	8,866	10,275	6,793	1,212
Value (Billion Rp)	3,583	4,478	2,147	369
Frequency (Thou. X)	135	105	70	4
Days	115	232	240	22
Price (Rupiah)				
High	478	460	440	310
Low	160	364	158	300
Close	456	364	310	304
Close*	193	154	310	304
PER (X)	210.77	32.17	199.89	196.02
PER Industry (X)	20.71	19.10	25.63	24.30
PBV (X)	3.98	2.26	2.85	2.80

* Adjusted price after corporate action

