

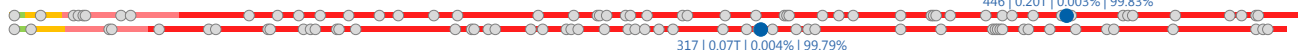
# CPGT Citra Maharlika Nusantara Corpora Tbk.

## COMPANY REPORT : JANUARY 2017

Development Board  
Industry Sector : Infrastructure, Utilities And Transportation (7)  
Industry Sub Sector : Transportation (74)

## As of 31 January 2017

Individual Index : 26.316  
Listed Shares : 3,972,222,100  
Market Capitalization : 198,611,105,000



### COMPANY HISTORY

Established Date : 30-Sep-1994  
Listing Date : 09-Jul-2013  
Under Writer IPO :  
PT Mandiri Sekuritas  
PT Kim Eng Securities  
Securities Administration Bureau :  
PT Datindo Entrycom  
Wisma Sudirman - Puri Datindo  
Jln. Jend. Sudirman Kav. 34 - 35, Jakarta 10220  
Phone : (021) 570-9009  
Fax : (021) 570-9026

### SHAREHOLDERS (January 2017)

1. Bank Of Singapore Limited-2048834001	1,156,687,126	: 29.12%
2. Asia Argentum Assets Hong Kong Limited	832,312,874	: 20.95%
3. Parallax Venture Partners VIII Ltd.	361,111,100	: 9.09%
4. UBS Ag Sg S/A Terra Investment Holdings Limited-2091144569	324,374,252	: 8.17%
5. Asia Argentum Assets Pte. Ltd.	208,220,500	: 5.24%
6. Public (<5%)	1,089,516,248	: 27.43%

### DIVIDEND ANNOUNCEMENT

Year	Bonus Shares	Cash Dividend	Cum Date	Ex Date	Recording Date	Payment Date	F/I
-							

### BOARD OF COMMISSIONERS

1. Agus Sjafrudin
  2. Jose Melford Alviar Fuentes \*)
  3. Michael Rusli
- \*) *Independent Commissioners*

### ISSUED HISTORY

No.	Type of Listing	Shares	Listing Date	Trading Date
1.	First Issue	361,111,000	09-Jul-13	09-Jul-13
2.	Company Listing	3,250,000,000	09-Jul-13	09-Jul-13
3.	Add. Listing without Right Issue	361,111,100	04-Dec-14	04-Dec-14

### BOARD OF DIRECTORS

1. Leonard Stephen Jonathan
2. Jofial Mecca Alwis
3. Vivien Soesanto

### AUDIT COMMITTEE

1. Agus Sjafrudin
2. Anton Hilman
3. Nana Sukmana

### CORPORATE SECRETARY

Jovial Mecca Alwis

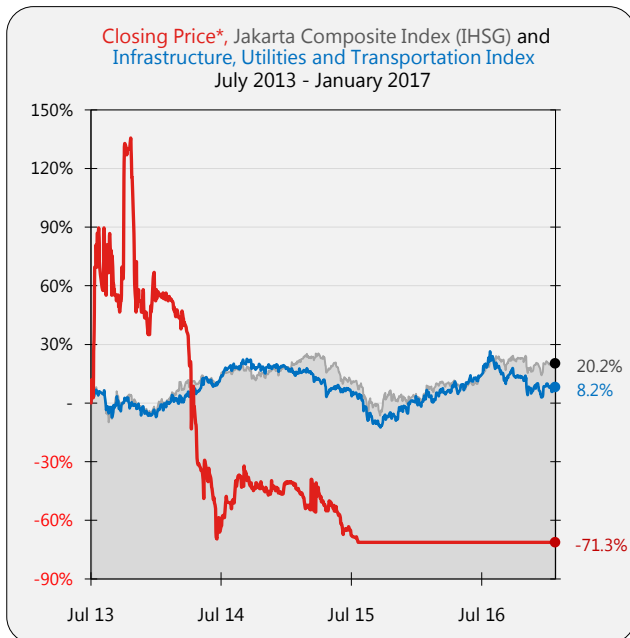
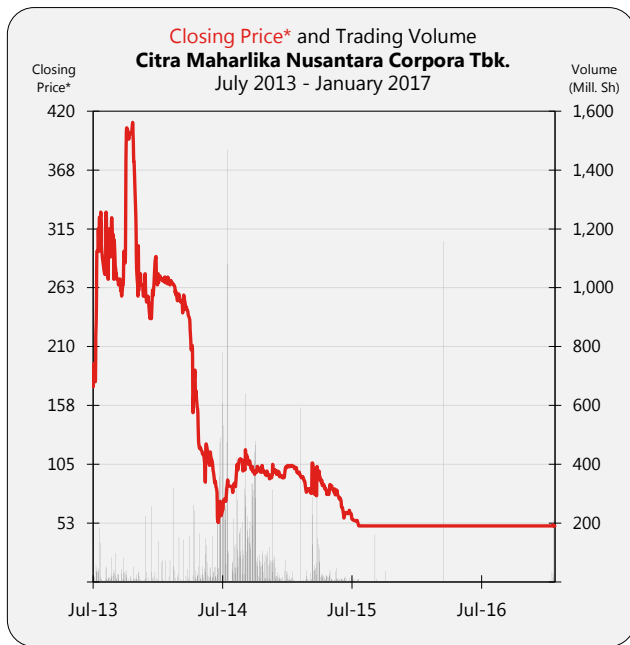
### HEAD OFFICE

Graha Wijaya Puri Blok A/3-4 Jln. Wijaya II, Kebayoran Baru  
Jakarta Selatan  
Phone : (022) 726-2762  
Fax : (022) 7279-7566

Homepage : [www.cmnc.co.id](http://www.cmnc.co.id)

Email : [corporate.secretary@cmnc.co.id](mailto:corporate.secretary@cmnc.co.id)  
[jovi.alwis@gmail.com](mailto:jovi.alwis@gmail.com)

# CPGT Citra Maharlika Nusantara Corpora Tbk.



## TRADING ACTIVITIES

Month	Closing Price			Freq. (X)	Volume (Thou. Sh.)	Value (Million Rp)	Day
	High	Low	Close				
Jul-13	350	154	325	21,343	818,720	208,680	17
Aug-13	355	250	325	10,791	344,550	101,500	17
Sep-13	335	240	265	12,566	459,909	126,745	21
Oct-13	455	260	375	8,679	391,989	127,991	21
Nov-13	385	235	255	11,041	207,951	60,312	20
Dec-13	285	210	285	6,269	680,711	162,511	19
Jan-14	310	255	270	4,018	417,171	108,096	20
Feb-14	280	255	258	3,018	534,574	139,598	20
Mar-14	290	239	245	3,593	415,155	109,159	20
Apr-14	256	109	150	23,890	910,773	170,360	20
May-14	151	77	109	30,784	949,142	107,858	18
Jun-14	121	51	71	31,410	1,505,045	129,745	21
Jul-14	95	55	86	58,513	7,945,343	594,239	18
Aug-14	115	78	109	26,231	2,459,267	242,050	20
Sep-14	122	94	101	28,522	4,235,871	451,798	22
Oct-14	136	94	100	12,004	3,867,664	384,158	23
Nov-14	111	90	99	12,352	1,376,648	134,276	20
Dec-14	104	93	94	8,299	492,502	47,949	20
Jan-15	105	96	101	3,153	333,685	34,258	21
Feb-15	102	85	86	3,248	644,621	67,074	19
Mar-15	119	73	77	26,537	1,103,308	107,338	22
Apr-15	108	76	80	25,402	1,143,497	107,348	21
May-15	91	77	78	10,401	311,983	25,782	19
Jun-15	79	56	61	7,816	168,184	11,146	21
Jul-15	66	50	50	4,826	144,079	8,218	19
Aug-15	50	50	50	245	3,262	163	20
Sep-15	61	50	50	4,426	181,602	9,906	21
Oct-15	52	50	50	1,298	40,655	2,036	21
Nov-15	50	50	50	91	2,632	115	21
Dec-15	50	50	50	50	294	11	17
Jan-16	50	50	50	41	228	10	18
Feb-16	50	50	50	45	3,651	165	18
Mar-16	50	50	50	508	1,160,229	58,006	21
Apr-16	50	50	50	91	1,029	44	18
May-16	50	50	50	46	586	29	14
Jun-16	50	50	50	52	390	19	21
Jul-16	50	50	50	58	660	14	16
Aug-16	50	50	50	50	402	10	17
Sep-16	50	50	50	26	226	6	12
Oct-16	50	50	50	95	2,901	127	20
Nov-16	50	50	50	58	3,058	108	20
Dec-16	50	50	50	301	5,876	196	19
Jan-17	62	50	50	5,800	291,323	15,317	20

SHARES TRADED	2013	2014	2015	2016	Jan-17
Volume (Million Sh.)	2,904	25,109	4,078	1,179	291
Value (Billion Rp)	788	2,619	373	59	15
Frequency (Thou. X)	71	243	87	1	6
Days	115	242	242	214	20
Price (Rupiah)					
High	455	310	119	50	62
Low	154	51	50	50	50
Close	285	94	50	50	50
Close*	285	94	50	50	50
PER (X)	13.11	15.65	-34.57	-1.62	-1.62
PER Industry (X)	12.11	20.04	9.49	8.16	9.33
PBV (X)	1.67	0.59	1.14	-1.29	-1.29

\* Adjusted price after corporate action

# CPGT Citra Maharlika Nusantara Corpora Tbk.

## Financial Data and Ratios

Book End : December

Public Accountant : Hendrawinata Eddy Siddharta & Tanzil (Member of Kreston International)

BALANCE SHEET	Dec-12	Dec-13	Dec-14	Dec-15	Sep-16
<i>(Million Rp except Par Value)</i>					
Cash & Cash Equivalents		16,639	38,116		2,263
Receivables		69,295	31,171		20,903
Inventories		5,998	3,390		847
Current Assets		103,418	86,160		32,339
Fixed Assets		1,215,762	644,762		146,591
Other Assets		1,588	115		102
Total Assets		1,379,592	733,827		228,789
<b>Growth (%)</b>			<b>-46.81%</b>		
Current Liabilities		341,244	375,919		361,987
Long Term Liabilities		421,782	178,928		20,278
Total Liabilities		763,026	554,847		382,265
<b>Growth (%)</b>			<b>-27.28%</b>		
Authorized Capital		638,000	638,000		638,000
Paid up Capital		361,111	397,222		397,222
Paid up Capital (Shares)		3,611	3,972		3,972
Par Value		100	100		0
Retained Earnings		225,716	-247,711		-574,794
Total Equity		616,566	178,980		-153,476
<b>Growth (%)</b>			<b>-70.97%</b>		N/A

INCOME STATEMENTS	Dec-12	Dec-13	Dec-14	Dec-15	Sep-16
Total Revenues		646,222	490,596		117,048
<b>Growth (%)</b>			<b>-24.08%</b>		
Cost of Revenues		416,491	522,929		128,190
Gross Profit		229,731	-32,333		-11,142
Expenses (Income)		42,984	192,585		92,944
Operating Profit		186,747	-224,918		-104,087
<b>Growth (%)</b>			N/A	N/A	
Other Income (Expenses)		-84,681	-61,862		-6,846
Income before Tax		102,066	-286,780		-110,932
Tax		23,524	-20,160		-18,886
Profit for the period		78,541	-266,620		-92,046
<b>Growth (%)</b>			N/A	N/A	
Period Attributable		78,525	-266,408		-92,027
Comprehensive Income		78,541	-266,620		-92,046
Comprehensive Attributable		78,525	-266,408		-92,027

RATIOS	Dec-12	Dec-13	Dec-14	Dec-15	Sep-16
Current Ratio (%)		30.31	22.92		8.93
Dividend (Rp)		-	-		-
EPS (Rp)		21.75	-67.07		-23.17
BV (Rp)		170.74	45.06		-38.64
DAR (X)		0.55	0.76		1.67
DER(X)		1.24	3.10		-2.49
ROA (%)		5.69	-36.33		-40.23
ROE (%)		12.74	-148.97		59.97
GPM (%)		35.55	-6.59		-9.52
OPM (%)		28.90	-45.85		-88.93
NPM (%)		12.15	-54.35		-78.64
Payout Ratio (%)		-	-		-
Yield (%)		-	-		-

