

DWGL Dwi Guna Laksana Tbk.

COMPANY REPORT : JANUARY 2019

Development Board
Industry Sector : Trade, Services & Investment (9)
Industry Sub Sector : Wholesale (Durable & Non-Durable Goods) (91)

As of 31 January 2019

Individual Index : 52.000
Listed Shares : 8,637,564,799
Market Capitalization : 673,730,054,322



COMPANY HISTORY

Established Date : 10-Nov-1986
Listing Date : 13-Dec-2017 (IPO Price: 150)
Underwriter IPO :
PT Sinarmas Sekuritas
Securities Administration Bureau :
PT Sinartama Gunita

SHAREHOLDERS (December 2018)

1. PT Energi Batubara Indonesia	4,485,877,420	: 51.93%
2. PT Dian Ciptamas Agung	787,086,180	: 9.11%
3. PT Aldiracita Sekuritas Indonesia	572,871,800	: 6.63%
4. Public (<5%)	2,791,729,399	: 32.32%

BOARD OF COMMISSIONERS

1. Benny Wirawaransa
 2. Robin Wahyudi Alim Utomo
 3. Tjipto Rijanto *)
- *) *Independent Commissioners*

DIVIDEND ANNOUNCEMENT

Year	Bonus Shares	Cash Dividend	Cum Date	Ex Date	Recording Date	Payment Date	F/I
-							

BOARD OF DIRECTORS

1. Herman Fasikhin
2. Gandhi Parveen Kumar
3. Wim Al Fatih

ISSUED HISTORY

No.	Type of Listing	Shares	Listing Date	Trading Date
1.	Prelist Warrant I	155,000,000	6-Dec-17	6-Dec-17
2.	First Issue	2,945,000,000	13-Dec-17	13-Dec-17
3.	Company Listing	5,537,564,724	13-Dec-17	13-Dec-17
4.	Warrant I	75	5-Jul-18	5-Jul-18

AUDIT COMMITTEE

1. Tjipto Rijanto
2. Agustin Ekadjaya
3. Arydhian Basril Djamin

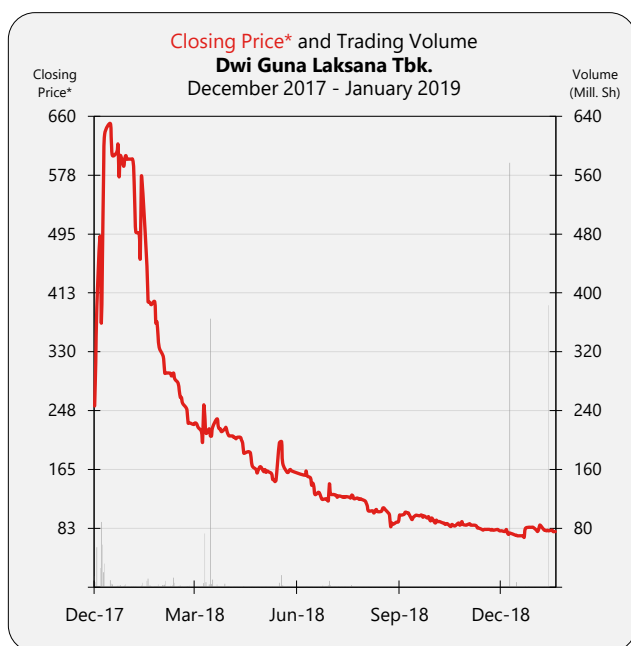
CORPORATE SECRETARY

Sianitawati

HEAD OFFICE

Sinarmas MSIG Tower, 9th Floor
Jl. Jendral Sudirman, Kav.21 Karet-Setiabudi
Jakarta 12930
Phone : (021) 8051-1142
Fax : (021) 8051-1144
Homepage : www.astragraphia.co.id
Email : corporate.secretary@dwigunalaksana.co.id

DWGL Dwi Guna Laksana Tbk.



Month	Closing Price			Freq. (X)	Volume (Thou. Sh.)	Value (Million Rp)	Day
	High	Low	Close				
Dec-17	740	238	605	38,500	319,340	144,731	11
Jan-18	690	380	400	11,267	53,595	28,251	22
Feb-18	410	262	266	9,735	60,705	19,107	19
Mar-18	316	200	224	14,057	480,427	115,001	21
Apr-18	240	186	190	3,469	23,123	5,091	21
May-18	246	143	174	6,869	33,561	6,729	20
Jun-18	174	130	130	3,991	9,037	1,426	13
Jul-18	166	118	125	6,513	28,741	3,921	22
Aug-18	134	99	109	2,081	8,205	1,001	21
Sep-18	112	75	101	1,658	5,639	537	19
Oct-18	105	82	87	1,144	3,456	317	23
Nov-18	94	76	81	1,266	3,163	262	21
Dec-18	88	70	72	964	586,264	57,715	18
Jan-19	94	68	78	2,193	390,805	35,753	22



SHARES TRADED	2017	2018	Jan-19
Volume (Million Sh.)	319	1,296	391
Value (Billion Rp)	145	239	36
Frequency (Thou. X)	39	63	2
Days	11	240	22
Price (Rupiah)			
High	740	690	94
Low	238	70	68
Close	605	72	78
Close*	605	72	78
PER (X)	-644.81	-7.48	-8.10
PER Industry (X)	17.44	5.25	6.49
PBV (X)	13.45	-8.88	-9.62

* Adjusted price after corporate action

BALANCE SHEET

(in Million Rp, except Par Value)

	Dec-17	Dec-18
Cash & Cash Equivalents		81,606
Receivables	1,125,505	
Inventories	26,478	
Current Assets	1,530,840	
Fixed Assets	11,497	
Other Assets	20,000	
Total Assets	1,603,631	

Growth (%)

Current Liabilities	1,195,242	
Long Term Liabilities	446,492	
Total Liabilities	1,641,734	

Growth (%)

Authorized Capital	1,420,000	
Paid up Capital	863,756	
Paid up Capital (Shares)	8,638	
Par Value	100	
Retained Earnings	-1,240,792	
Total Equity	-38,103	

Growth (%)

INCOME STATEMENTS

	Dec-17	Dec-18
Total Revenues	1,439,575	

Growth (%)

Cost of Revenues	1,340,607	
Gross Profit	98,968	
Expenses (Income)	75,551	
Operating Profit	23,417	

Growth (%)

Other Income (Expenses)	-22,266	
Income before Tax	1,151	
Tax	32,417	
Profit for the period	-31,266	

Growth (%)

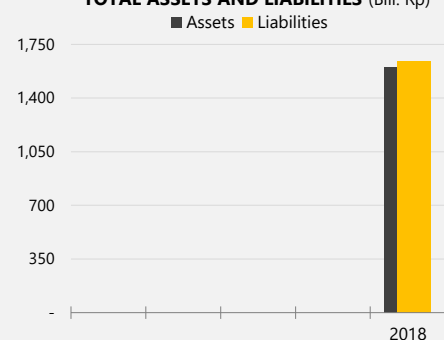
Period Attributable	-30,908	
Comprehensive Income	-30,251	
Comprehensive Attributable	-29,894	

RATIOS

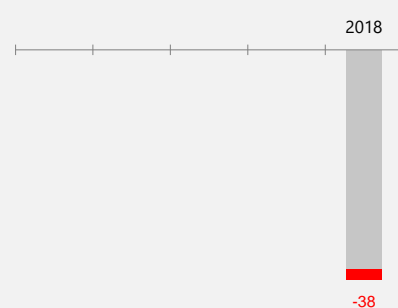
	Dec-17	Dec-18
Current Ratio (%)		128.08
Dividend (Rp)		-
EPS (Rp)		-3.58
BV (Rp)		-4.41
DAR (X)		1.02
DER(X)		-43.09
ROA (%)		-1.95
ROE (%)		82.06
GPM (%)		6.87
OPM (%)		1.63
NPM (%)		-2.17
Payout Ratio (%)		-
Yield (%)		-

*US\$ Rate (BI), Rp 12,436 13,794 13,436 13,548 14,542

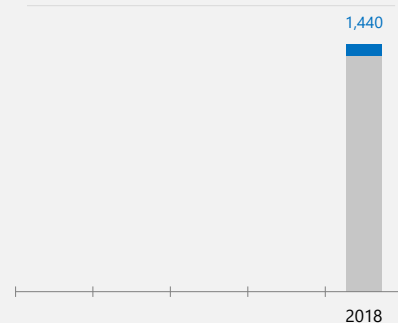
TOTAL ASSETS AND LIABILITIES (Bill. Rp)



TOTAL EQUITY (Bill. Rp)



TOTAL REVENUES (Bill. Rp)



PROFIT FOR THE PERIOD (Bill. Rp)

