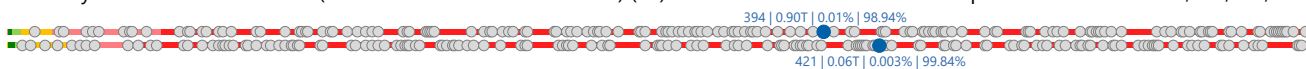


COMPANY REPORT : JANUARY 2019

Main Board
 Industry Sector : Trade, Services & Investment (9)
 Industry Sub Sector : Wholesale (Durable & Non-Durable Goods) (91)

As of 31 January 2019

Individual Index : 205.032
 Listed Shares : 1,560,000,000
 Market Capitalization : 904,800,000,000



COMPANY HISTORY

Established Date : 18-Jan-1951
 Listing Date : 21-Jul-1997 (IPO Price: 2,950)
 Underwriter IPO :
 PT Jardine Fleming Nusantara
 Securities Administration Bureau :
 PT Datindo Entrycom

BOARD OF COMMISSIONERS

- Joan Fudiana
- Antonio Da Silva Costa *)
- Diah Maulida *)
- Isien Fudianto
- Pranata Hajadi
- Rifana Erni *)

*) Independent Commissioners

BOARD OF DIRECTORS

- Indrawan Masrin
- Danny Suryadi Adenan
- Herman Santoso
- Jimmy Masrin
- Joshua Chandraputera Asali
- Soewandhi Soekamto

AUDIT COMMITTEE

- Rifana Erni
- Budi Kurniawan Ratulangi
- Fransiskus Yoseph Ame Palle

CORPORATE SECRETARY

Herman Santoso

HEAD OFFICE

Graha Indramas
 Jl. AIP II K.S. Tubun Raya No. 77
 Jakarta 11410
 Phone : (021) 8066-0777
 Fax : (021) 536-71120
 Homepage : www.astragraphia.co.id
 Email : herman.santoso@lautan-luas.com

SHAREHOLDERS (December 2018)

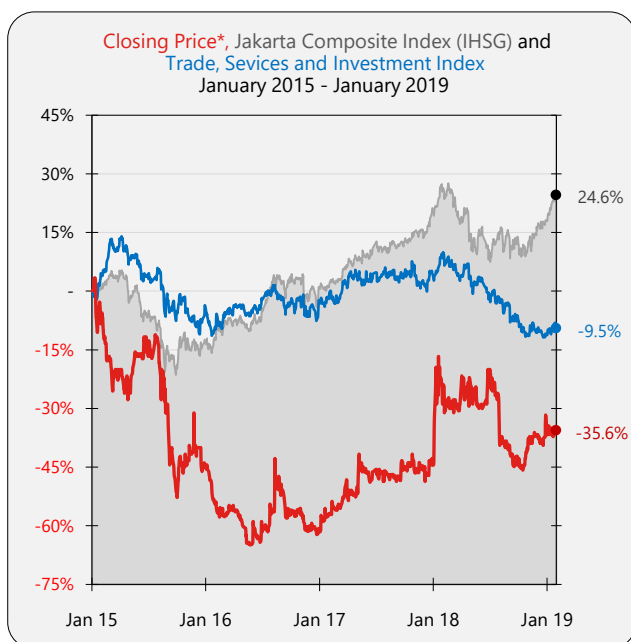
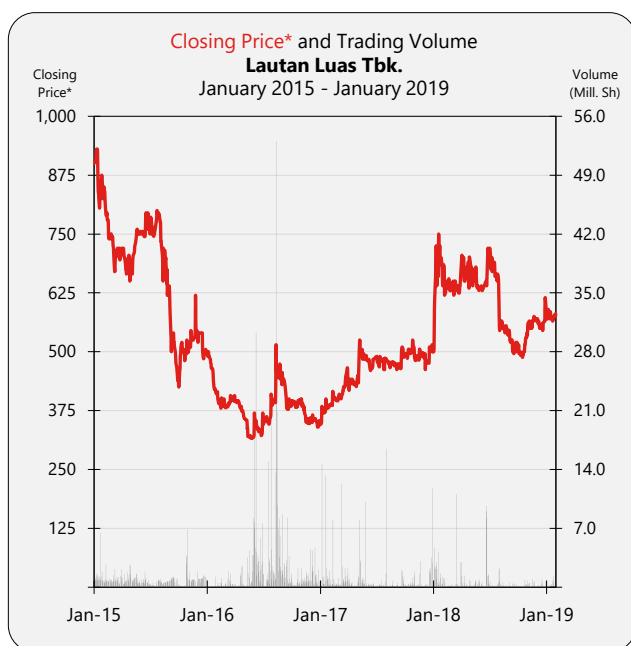
- PT Caturkarsa Megatunggal 833,632,000 : 53.44%
- Public (<5%) 726,368,000 : 46.56%

DIVIDEND ANNOUNCEMENT

Year	Bonus		Cash		Recording Date	Payment Date	F/I
	Shares	Dividend	Cum Date	Ex Date			
1996		10 & 25	16-Sep-97	17-Sep-97	25-Sep-97	24-Oct-97	F
1997		25.00	15-Jun-98	16-Jun-98	24-Jun-98	23-Jul-98	F
1998		100.00	23-Nov-98	24-Nov-98	2-Dec-98	29-Dec-98	I
1999	5 : 8		30-Dec-98	4-Jan-99	12-Jan-99	27-Jan-99	BS
1998		33.00	8-Jun-99	9-Jun-99	17-Jun-99	15-Jul-99	F
1999		18.00	6-Jul-00	7-Jul-00	17-Jul-00	31-Jul-00	F
2000		7.00	12-Jul-01	13-Jul-01	18-Jul-01	1-Aug-01	F
2001		15.50	1-Jul-02	2-Jul-02	5-Jul-02	18-Jul-02	F
2002		5.00	9-Jun-03	10-Jun-03	26-Jun-03	22-Jun-03	F
2003		2.00	17-Jun-04	18-Jun-04	22-Jun-04	6-Jul-04	F
2004		17.00	17-Jun-05	20-Jun-05	22-Jun-05	6-Jul-05	F
2005		17.00	21-Jun-06	22-Jun-06	26-Jun-06	10-Jul-06	F
2006		8.00	21-Jun-07	22-Jun-07	26-Jun-07	10-Jul-07	F
2007		28.00	23-Jun-08	24-Jun-08	1-Jul-08	10-Jul-08	F
2008		57.00	17-Jun-09	18-Jun-09	22-Jun-09	6-Jul-09	F
2009		34.00	28-Jun-10	29-Jun-10	1-Jul-10	15-Jul-10	F
2010		34.00	27-Jun-11	28-Jun-11	1-Jul-11	15-Jul-11	F
2011		30.00	27-Jun-12	28-Jun-12	2-Jul-12	16-Jul-12	F
2012		32.00	8-Jul-13	9-Jul-13	11-Jul-13	25-Jul-13	F
2013		33.00	13-Jun-14	16-Jun-14	18-Jun-14	2-Jul-14	F
2013		29.00	8-Sep-14	9-Sep-14	11-Sep-14	25-Sep-14	F
2014		17.00	21-May-15	22-May-15	26-May-15	15-Jun-15	F
2016		12.00	22-May-17	23-May-17	26-May-17	16-Jun-17	F
2017		30.00	18-May-18	21-May-18	23-May-18	5-Jun-18	F

ISSUED HISTORY

No.	Type of Listing	Shares	Listing Date	Trading Date
1.	First Issue	50,000,000	21-Jul-97	21-Jul-97
2.	Company Listing	100,000,000	21-Jul-97	18-Feb-98
3.	Bonus Shares	240,000,000	28-Jan-99	28-Jan-99
4.	Stock Split	390,000,000	8-Nov-99	8-Nov-99
5.	Stock Split	780,000,000	9-Jan-15	9-Jan-15



SHARES TRADED	2015	2016	2017	2018	Jan-19
Volume (Million Sh.)	205	501	212	128	5
Value (Billion Rp)	143	199	96	80	3
Frequency (Thou. X)	24	44	15	12	0.5
Days	243	243	238	240	22
Price (Rupiah)					
High	1,840	530	565	760	630
Low	420	310	346	480	550
Close	500	350	500	615	580
Close*	500	350	500	615	580
PER (X)					
PER (X)	191.74	6.78	5.49	6.15	5.80
PER Industry (X)	14.53	19.07	17.44	5.25	6.49
PBV (X)					
PBV (X)	0.48	0.31	0.43	0.47	0.45

* Adjusted price after corporate action

TRADING ACTIVITIES

Month	Closing Price			Freq. (X)	Volume (Thou. Sh.)	Value (Million Rp)	Day
	High	Low	Close				
Jan-15	1,840	795	825	5,050	27,109	27,367	21
Feb-15	870	715	740	2,941	15,973	12,547	19
Mar-15	750	670	715	2,498	20,513	14,575	22
Apr-15	750	635	695	3,404	22,249	15,316	21
May-15	765	645	755	1,830	16,274	11,828	19
Jun-15	825	740	765	1,560	13,633	10,434	21
Jul-15	800	735	790	1,271	8,218	6,390	19
Aug-15	785	600	620	1,553	11,722	8,112	20
Sep-15	645	428	438	1,569	16,126	8,548	21
Oct-15	550	420	515	1,364	19,362	9,738	21
Nov-15	630	490	545	900	13,686	7,175	20
Dec-15	550	465	500	520	19,761	10,516	19
Jan-16	500	400	415	295	1,661	710	17
Feb-16	430	375	382	1,456	4,488	1,773	20
Mar-16	425	380	400	1,604	9,942	3,919	21
Apr-16	400	361	361	739	10,735	4,068	21
May-16	364	314	320	1,306	31,592	10,209	20
Jun-16	386	310	352	5,949	113,248	39,344	22
Jul-16	426	344	386	5,479	59,694	20,804	16
Aug-16	530	380	456	16,871	172,164	81,102	22
Sep-16	464	366	386	4,091	36,913	14,664	21
Oct-16	408	380	400	1,179	9,297	3,645	21
Nov-16	404	346	360	1,818	24,402	8,821	22
Dec-16	382	340	350	3,197	26,450	9,496	20
Jan-17	412	346	388	2,853	42,268	16,348	21
Feb-17	438	384	404	1,307	14,849	6,044	19
Mar-17	480	396	436	2,064	30,886	12,877	22
Apr-17	456	412	430	860	5,474	2,373	17
May-17	565	434	482	3,000	34,762	17,149	20
Jun-17	494	458	484	637	3,914	1,860	15
Jul-17	492	450	486	576	4,418	2,114	21
Aug-17	494	456	474	554	21,149	10,178	22
Sep-17	535	456	494	1,105	8,875	4,386	19
Oct-17	530	486	505	829	6,711	3,386	22
Nov-17	520	480	488	712	10,476	5,189	22
Dec-17	525	462	500	648	27,899	14,185	18
Jan-18	760	480	640	2,623	29,482	19,386	22
Feb-18	705	590	645	741	4,358	2,804	19
Mar-18	695	610	650	498	16,313	9,287	21
Apr-18	745	630	690	1,544	9,945	6,854	21
May-18	700	620	635	1,004	7,497	4,879	20
Jun-18	740	625	700	1,184	33,280	21,897	13
Jul-18	730	625	630	1,121	4,042	2,713	22
Aug-18	630	520	545	1,465	8,013	4,537	21
Sep-18	545	486	520	577	2,946	1,487	19
Oct-18	540	482	535	341	2,831	1,398	23
Nov-18	590	520	565	491	5,313	2,992	21
Dec-18	615	515	615	277	3,790	2,126	18
Jan-19	630	550	580	511	5,433	3,113	22

BALANCE SHEET	Dec-14	Dec-15	Dec-16	Dec-17	Sep-18
<i>(in Million Rp, except Par Value)</i>					
Cash & Cash Equivalents	235,625	120,385	69,142	124,949	103,614
Receivables	1,176,971	1,410,679	1,541,696	1,393,687	1,690,565
Inventories	897,319	899,518	778,226	884,839	1,016,372
Current Assets	2,503,909	2,649,202	2,633,477	2,577,729	3,078,410
Fixed Assets	1,146,700	1,575,155	1,844,071	1,952,808	1,976,825
Other Assets	8,402	10,611	12,216	-	15,525
Total Assets	4,668,574	5,393,330	5,658,360	5,769,332	6,292,489
Growth (%)		15.52%	4.91%	1.96%	9.07%

Current Liabilities	2,085,203	2,727,244	2,676,623	2,638,368	2,998,751
Long Term Liabilities	1,025,856	1,046,466	1,302,721	1,259,882	1,271,095
Total Liabilities	3,111,059	3,773,710	3,979,344	3,898,250	4,269,846
Growth (%)		21.30%	5.45%	-2.04%	9.53%

Authorized Capital	600,000	600,000	600,000	600,000	600,000
Paid up Capital	195,000	195,000	195,000	195,000	195,000
Paid up Capital (Shares)	1,560	1,560	1,560	1,560	1,560
Par Value	125	125	125	125	125
Retained Earnings	876,170	855,160	915,258	1,047,004	1,118,711
Total Equity	1,557,515	1,619,620	1,679,016	1,871,082	2,022,643
Growth (%)		3.99%	3.67%	11.44%	8.10%

INCOME STATEMENTS	Dec-14	Dec-15	Dec-16	Dec-17	Sep-18
Total Revenues	5,888,153	6,465,959	6,438,172	6,596,941	5,293,189
Growth (%)		9.81%	-0.43%	2.47%	

Cost of Revenues	4,868,977	5,381,492	5,285,604	5,390,304	4,337,315
Gross Profit	1,019,176	1,084,467	1,152,568	1,206,637	955,874
Expenses (Income)	601,579	758,897	810,900	840,286	677,362
Operating Profit	417,597	325,570	341,668	366,351	278,512
Growth (%)		-22.04%	4.94%	7.22%	

Other Income (Expenses)	-142,752	-248,573	-197,077	-111,535	-96,665
Income before Tax	274,845	76,997	144,591	254,816	180,897
Tax	73,656	42,966	29,254	71,195	-40,364
Profit for the period	201,189	34,032	115,337	183,621	140,533
Growth (%)		-83.08%	238.91%	59.20%	

Period Attributable	162,909	4,068	60,098	149,898	117,087
Comprehensive Income	229,343	157,320	74,209	241,805	195,395
Comprehensive Attributable	191,063	128,100	101,209	209,926	171,949

RATIOS	Dec-14	Dec-15	Dec-16	Dec-17	Sep-18
Current Ratio (%)	120.08	97.14	98.39	97.70	102.66
Dividend (Rp)	17.00	-	12.00	30.00	-
EPS (Rp)	104.43	2.61	38.52	96.09	75.06
BV (Rp)	998.41	1,038.22	1,076.29	1,199.41	1,296.57
DAR (X)	0.67	0.70	0.70	0.68	0.68
DER(X)	2.00	2.33	2.37	2.08	2.11
ROA (%)	4.31	0.63	2.04	3.18	2.23
ROE (%)	12.92	2.10	6.87	9.81	6.95
GPM (%)	17.31	16.77	17.90	18.29	18.06
OPM (%)	7.09	5.04	5.31	5.55	5.26
NPM (%)	3.42	0.53	1.79	2.78	2.65
Payout Ratio (%)	16.28	-	31.15	31.22	-
Yield (%)	0.94	-	3.43	6.00	-

*US\$ Rate (BI), Rp	12,436	13,794	13,436	13,548	14,929
---------------------	--------	--------	--------	--------	--------

