

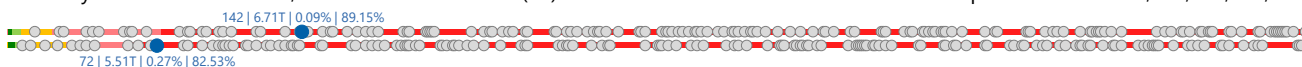
NASA Ayana Land International Tbk.

COMPANY REPORT : JANUARY 2019

Development Board
Industry Sector : Trade, Services & Investment (9)
Industry Sub Sector : Tourism, Restaurant And Hotel (94)

As of 31 January 2019

Individual Index : 592.233
Listed Shares : 11,004,915,722
Market Capitalization : 6,712,998,590,420



COMPANY HISTORY

Established Date : 27-Feb-2014
Listing Date : 07-Aug-2017 (IPO Price: 103)
Underwriter IPO :
PT Jasa Utama Capital Sekuritas
Securities Administration Bureau :
PT Ficomindo Buana Registrar

BOARD OF COMMISSIONERS

1. Catur Prianto
 2. Elariska Sihalohe *)
- *) *Independent Commissioners*

BOARD OF DIRECTORS

1. Erwin Kusnadi
2. Mochammad Ridwan Firdaus

AUDIT COMMITTEE

1. Elariska Sihalohe
2. Christina Dewi Nuranita
3. Prasastiwi Kinanti Syamsidar Hami

CORPORATE SECRETARY

Mochammad Ridwan Firdaus

HEAD OFFICE

Jl. Prawirotaman II No. 629
Kelurahan Brontokusuman, Kecamatan Mergangsan
Kota Yogyakarta
Phone : (0274) 384417
Fax : (0274) 388877
Homepage : www.astragraphia.co.id
Email : cs@ayanaland.com

SHAREHOLDERS (December 2018)

1. Sinar Cemerlang Jayaraya	4,800,600,000	: 43.62%
2. Abadi Usaha Jayaraya	731,800,000	: 6.65%
3. Public (<5%)	5,472,515,642	: 49.73%

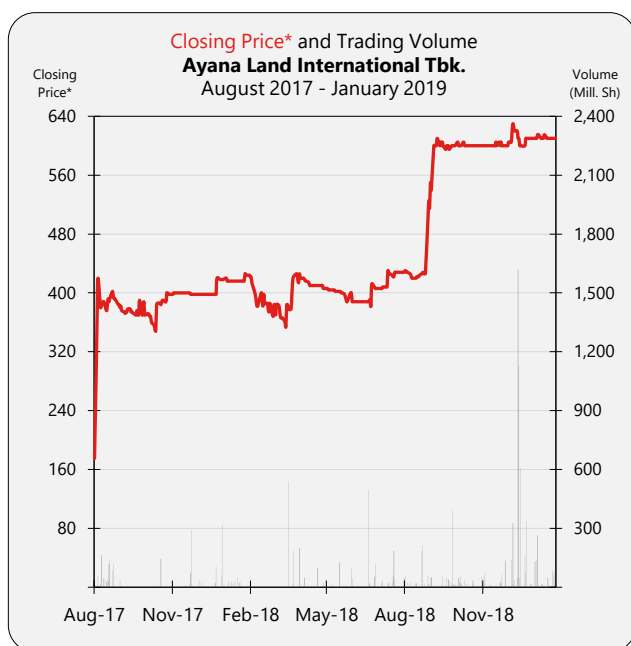
DIVIDEND ANNOUNCEMENT

Year	Bonus Shares	Cash Dividend	Cum Date	Ex Date	Recording Date	Payment Date	F/I
------	--------------	---------------	----------	---------	----------------	--------------	-----

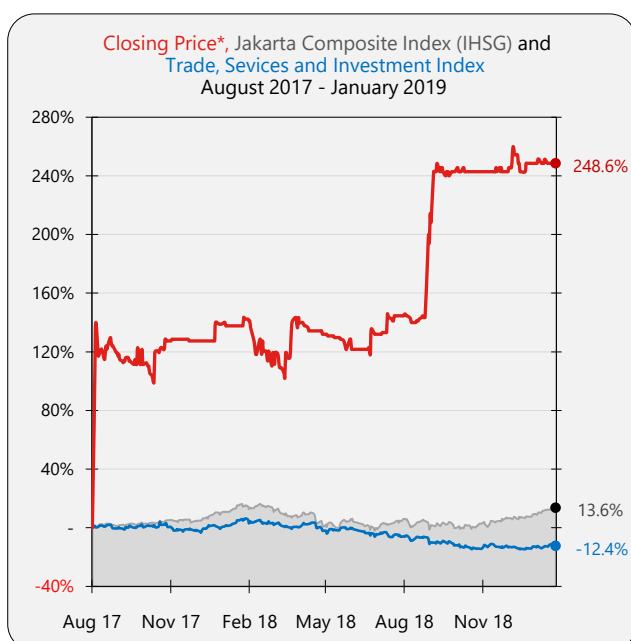
ISSUED HISTORY

No.	Type of Listing	Shares	Listing Date	Trading Date
1.	First Issue	3,000,000,000	7-Aug-17	7-Aug-17
2.	Company Listing	8,001,000,000	7-Aug-17	7-Aug-17
3.	Warrant I	1,077,000	12-Feb-18	12-Feb-18
4.	Warrant I	192,820	13-Feb-18	13-Feb-18
5.	Warrant I	173,700	15-Feb-18	15-Feb-18
6.	Warrant I	1,000	19-Feb-18	19-Feb-18
7.	Warrant I	357,602	22-Feb-18	22-Feb-18
8.	Warrant I	300,000	26-Feb-18	26-Feb-18
9.	Warrant I	446,300	28-Feb-18	28-Feb-18
10.	Warrant I	40	5-Mar-18	5-Mar-18
11.	Warrant I	12,400	15-May-18	15-May-18
12.	Warrant I	1,400	23-May-18	23-May-18
13.	Warrant I	23,100	24-May-18	24-May-18
14.	Warrant I	88,400	28-May-18	28-May-18
15.	Warrant I	100,000	31-May-18	31-May-18
16.	Warrant I	9,300	7-Jun-18	7-Jun-18
17.	Warrant I	8,600	21-Jun-18	21-Jun-18
18.	Warrant I	17,600	28-Jun-18	28-Jun-18
19.	Warrant I	100,060	2-Jul-18	2-Jul-18
20.	Warrant I	30	24-Jul-18	24-Jul-18
21.	Warrant I	150,100	13-Sep-18	13-Sep-18
22.	Warrant I	512,800	18-Sep-18	18-Sep-18
23.	Warrant I	338,190	27-Sep-18	27-Sep-18
24.	Warrant I	2,000	3-Oct-18	3-Oct-18
25.	Warrant I	700	23-Oct-18	23-Oct-18
26.	Warrant I	600	29-Oct-18	29-Oct-18
27.	Warrant I	1,900	27-Nov-18	27-Nov-18
28.	Warrant I	80	17-Jan-19	17-Jan-19

NASA Ayana Land International Tbk.



Month	Closing Price			Freq. (X)	Volume (Thou. Sh.)	Value (Million Rp)	Day
	High	Low	Close				
Aug-17	450	175	392	12,946	862,415	334,736	18
Sep-17	394	354	390	1,082	43,872	17,045	19
Oct-17	402	348	400	1,246	159,189	61,045	22
Nov-17	402	396	398	353	432,819	181,891	22
Dec-17	422	398	420	462	205,994	82,336	17
Jan-18	428	416	426	402	574,453	240,458	22
Feb-18	428	374	374	338	6,807	2,730	19
Mar-18	422	350	422	389	733,879	307,988	19
Apr-18	428	410	410	209	356,324	149,848	19
May-18	430	388	388	540	171,322	69,018	18
Jun-18	412	382	412	422	680,086	263,398	11
Jul-18	430	406	428	622	586,165	226,113	20
Aug-18	430	420	426	396	608,459	258,229	21
Sep-18	615	426	595	14,892	415,208	227,749	19
Oct-18	610	585	600	473	730,827	395,727	22
Nov-18	605	600	600	283	349,312	210,128	21
Dec-18	635	590	610	2,091	4,701,385	2,776,264	18
Jan-19	615	610	610	316	1,020,245	624,955	22



SHARES TRADED	2017	2018	Jan-19
Volume (Million Sh.)	1,704	9,914	1,020
Value (Billion Rp)	677	5,128	625
Frequency (Thou. X)	16	21	0.3
Days	98	229	22
Price (Rupiah)			
High	450	635	615
Low	175	350	610
Close	420	610	610
Close*	420	610	610
PER (X)			
PER Industry (X)	-427.01	-557.16	-557.16
PBV (X)	17.44	5.25	6.49
	4.25	6.28	6.28

* Adjusted price after corporate action

Financial Data and Ratios

Book End : December

Public Accountant : Paul Hadiwinata, Hidajat, Arsono, Retno, Palilangan & Partners

BALANCE SHEET	Dec-17	Sep-18
<i>(in Million Rp, except Par Value)</i>		
Cash & Cash Equivalents	3,308	4,940
Receivables	940	742
Inventories	289	260
Current Assets	155,384	106,901
Fixed Assets	184,719	192,457
Other Assets	-	-
Total Assets	1,300,259	1,259,515
Growth (%)		-3.13%
Current Liabilities	69,151	70,015
Long Term Liabilities	152,241	119,711
Total Liabilities	221,392	189,726
Growth (%)		-14.30%
Authorized Capital	3,200,000	3,200,000
Paid up Capital	1,100,100	1,100,491
Paid up Capital (Shares)	11,001	11,005
Par Value	100	100
Retained Earnings	-16,940	-25,977
Total Equity	1,078,867	1,074,534
Growth (%)		-0.40%

INCOME STATEMENTS	Dec-17	Sep-18
Total Revenues	14,490	10,125
Growth (%)		
Cost of Revenues	3,965	3,592
Gross Profit	10,525	6,533
Expenses (Income)	30,567	16,022
Operating Profit	-20,042	-9,489
Growth (%)	N/A	
Other Income (Expenses)	-	-
Income before Tax	-20,042	-9,489
Tax	-	-
Profit for the period	-20,042	-9,489
Growth (%)	N/A	
Period Attributable	-17,375	-9,036
Comprehensive Income	-20,042	-9,489
Comprehensive Attributable	-17,375	-9,036

RATIOS	Dec-17	Sep-18
Current Ratio (%)	224.70	152.68
Dividend (Rp)	-	-
EPS (Rp)	-1.58	-0.82
BV (Rp)	98.07	97.64
DAR (X)	0.17	0.15
DER(X)	0.21	0.18
ROA (%)	-1.54	-0.75
ROE (%)	-1.86	-0.88
GPM (%)	72.64	64.53
OPM (%)	-138.31	-93.72
NPM (%)	-138.31	-93.72
Payout Ratio (%)	-	-
Yield (%)	-	-
*US\$ Rate (BI), Rp	13,548	14,929

