

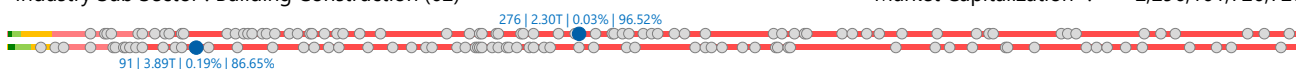
# SSIA Surya Semesta Internusa Tbk.

## COMPANY REPORT : JANUARY 2019

Main Board  
Industry Sector : Property, Real Estate & Building Construction (6)  
Industry Sub Sector : Building Construction (62)

## As of 31 January 2019

Individual Index : 200.205  
Listed Shares : 4,705,249,440  
Market Capitalization : 2,296,161,726,720



### COMPANY HISTORY

Established Date : 15-Jun-1971  
Listing Date : 27-Mar-1997 (IPO Price: 975)  
Underwriter IPO :  
PT Aspac Uppindo Sekuritas  
PT Usaha Bersama Sekuritas  
Securities Administration Bureau :  
PT Sinartama Gunita

### SHAREHOLDERS (December 2018)

1. PT Persada Capital Investama	369,188,000	7.85%
2. PT Arman Investments Utama	300,000,000	6.38%
3. Intrepid Investments Limited	294,000,000	6.25%
4. PT Union Sampoerna	254,171,400	5.40%
5. Public (<5%)	3,487,890,040	74.13%

### BOARD OF COMMISSIONERS

1. Hagianto Kumala \*)
  2. Crescento Hermawan
  3. Emil Salim
  4. Royanto Rizal
  5. Steen Dahl Poulsen
  6. William Jusman
- \*) *Independent Commissioners*

### DIVIDEND ANNOUNCEMENT

Year	Bonus Shares	Cash Dividend	Cum Date	Ex Date	Recording Date	Payment Date	F/I
2011		4.50	14-Nov-11	15-Nov-11	17-Nov-11	1-Dec-11	I
2011		6.50	12-Jun-12	13-Jun-12	15-Jun-12	29-Jun-12	F
2012		30.00	10-May-13	13-May-13	15-May-13	29-May-13	F
2013		30.00	9-Jun-14	10-Jun-14	12-Jun-14	26-Jun-14	F
2015		9.71	8-Jun-16	9-Jun-16	13-Jun-16	27-Jun-16	F
2016		11.00	15-May-17	16-May-17	18-May-17	8-Jun-17	F
2017		20.00	25-Jun-18	26-Jun-18	28-Jun-18	6-Jul-18	F

### BOARD OF DIRECTORS

1. Johannes Suriadjaja
2. Eddy Purwana Wikanta
3. Herman Gunadi
4. The Jok Tung

### ISSUED HISTORY

No.	Type of Listing	Shares	Listing Date	Trading Date
1.	First Issue	135,000,000	27-Mar-97	27-Mar-97
2.	Company Listing	540,000,000	27-Mar-97	6-Nov-97
3.	CB Conversion	64,611,500	27-Mar-97	6-Nov-97
4.	Add. Listing without RI	209,027,500	2-Dec-05	2-Dec-05
5.	Right Issue	227,673,360	29-Jul-08	29-Jul-08
6.	Stock Split	3,528,937,080	7-Jul-11	7-Jul-11

### AUDIT COMMITTEE

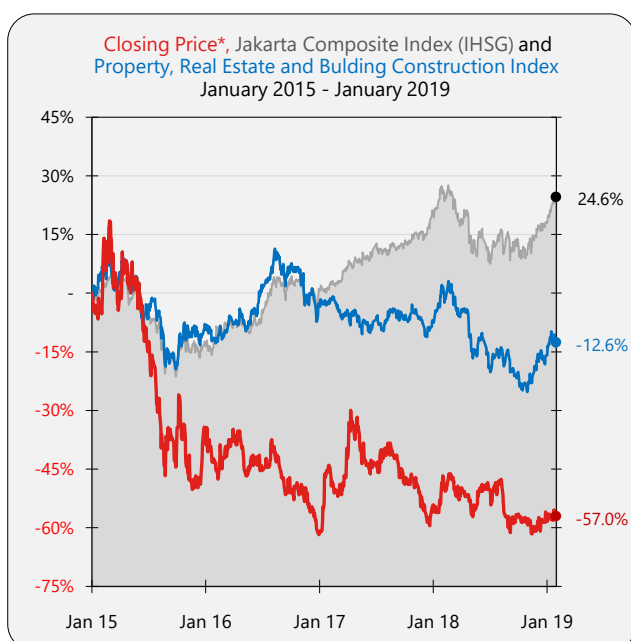
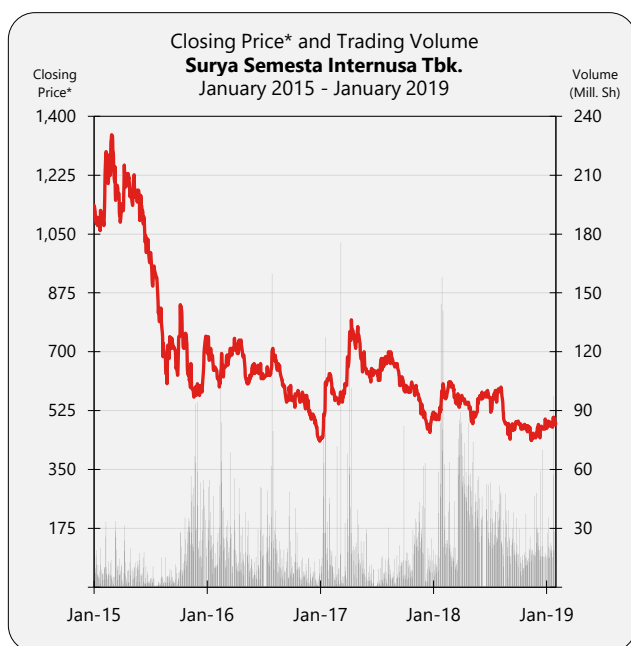
1. Emil Salim
2. Kardinal A. Karim
3. Mamat Ma'Mun

### CORPORATE SECRETARY

Herman Gunadi.

### HEAD OFFICE

Tempo Scan Tower, 20th  
Jl. H.R. Rasuna Said Kav. 3-4  
Jakarta 12950  
Phone : (021) 526-2121; 527-2121  
Fax : (021) 526-7878  
Homepage : [www.suryainternusa.com](http://www.suryainternusa.com)  
Email : [inquiry@suryainternusa.com](mailto:inquiry@suryainternusa.com)



SHARES TRADED	2015	2016	2017	2018	Jan-19
Volume (Million Sh.)	3,150	4,493	4,073	7,709	548
Value (Billion Rp)	2,620	2,926	2,502	4,113	270
Frequency (Thou. X)	251	240	174	240	19
Days	244	246	238	240	22
<b>Price (Rupiah)</b>					
High	1,355	765	800	630	530
Low	545	434	436	430	466
Close	715	434	515	500	488
Close*	715	434	515	500	488
<b>PER (X)</b>					
PER (X)	11.12	12.98	1.48	-26.90	-26.25
PER Industry (X)	13.36	24.89	14.52	27.07	28.17
<b>PBV (X)</b>					
PBV (X)	1.01	0.60	0.53	0.55	0.54

\* Adjusted price after corporate action

## TRADING ACTIVITIES

Month	Closing Price			Freq. (X)	Volume (Thou. Sh.)	Value (Million Rp)	Day
	High	Low	Close				
Jan-15	1,155	1,050	1,100	14,277	189,367	208,690	21
Feb-15	1,345	1,075	1,345	14,466	195,759	242,742	19
Mar-15	1,355	1,075	1,140	22,867	237,535	277,168	22
Apr-15	1,270	1,095	1,180	13,771	194,991	235,219	21
May-15	1,280	1,090	1,090	11,831	160,766	187,726	19
Jun-15	1,170	940	965	16,574	120,962	130,048	21
Jul-15	1,005	790	790	14,218	56,730	52,424	19
Aug-15	865	560	695	15,861	95,627	68,967	20
Sep-15	765	600	675	15,218	99,413	70,059	21
Oct-15	860	640	645	32,586	330,625	247,388	21
Nov-15	675	545	585	46,430	850,146	511,804	21
Dec-15	770	560	715	33,038	617,745	387,678	19
Jan-16	765	630	650	27,815	492,772	340,424	20
Feb-16	710	585	655	36,104	690,518	445,504	20
Mar-16	760	650	720	27,719	534,102	375,172	21
Apr-16	755	670	690	19,034	346,140	248,006	21
May-16	690	600	650	15,298	283,330	179,993	20
Jun-16	680	605	620	20,122	371,539	239,349	22
Jul-16	710	615	700	21,388	559,468	367,957	16
Aug-16	730	605	615	18,764	431,031	292,711	22
Sep-16	620	530	555	17,787	284,891	164,932	21
Oct-16	590	530	565	13,851	235,218	132,930	21
Nov-16	585	505	515	10,321	155,861	85,689	22
Dec-16	520	434	434	11,713	107,786	53,641	20
Jan-17	660	436	635	28,818	728,182	402,996	21
Feb-17	645	545	550	7,592	237,400	141,253	19
Mar-17	690	540	655	14,180	439,043	266,735	22
Apr-17	800	640	730	22,647	583,222	431,702	17
May-17	790	615	635	11,421	320,588	229,426	20
Jun-17	660	600	645	4,587	83,338	52,748	15
Jul-17	705	605	685	9,152	118,237	78,054	21
Aug-17	715	640	665	14,246	164,646	111,801	22
Sep-17	675	575	585	10,716	254,767	158,577	19
Oct-17	610	565	590	16,975	243,337	144,023	22
Nov-17	605	505	505	19,548	632,509	351,769	22
Dec-17	525	460	515	13,992	268,148	132,979	18
Jan-18	595	494	585	37,439	909,058	490,808	22
Feb-18	630	535	600	26,048	655,491	387,775	19
Mar-18	615	510	550	25,660	740,961	415,256	21
Apr-18	580	520	535	31,258	1,170,262	646,941	21
May-18	570	478	570	19,517	864,036	443,245	20
Jun-18	595	555	565	12,678	468,926	267,888	13
Jul-18	605	500	580	19,636	673,605	377,573	22
Aug-18	600	454	486	19,792	622,183	334,862	21
Sep-18	500	434	486	12,384	404,983	192,112	19
Oct-18	496	454	466	11,746	323,675	154,987	23
Nov-18	484	430	450	12,224	434,122	193,739	21
Dec-18	500	440	500	11,679	442,144	207,343	18
Jan-19	530	466	488	18,919	547,525	269,647	22

Public Accountant : Aryanoto, Amir Jusuf, Mawar & Saptoto

BALANCE SHEET	Dec-14	Dec-15	Dec-16	Dec-17	Sep-18
<i>(in Million Rp, except Par Value)</i>					
Cash & Cash Equivalents	1,172,701	923,632	1,519,977	1,145,367	1,397,476
Receivables	677,313	638,485	916,250	582,102	982,771
Inventories	350,778	475,738	245,589	414,534	463,943
Investment	977,423	1,336,912	1,276,797	411,585	298,764
Fixed Assets	930,256	1,129,632	1,182,205	1,249,899	1,251,936
Other Assets	12,437	15,248	11,092	-	33,854
<b>Total Assets</b>	<b>5,993,078</b>	<b>6,463,923</b>	<b>7,195,448</b>	<b>8,851,437</b>	<b>7,449,049</b>
<b>Growth (%)</b>		<b>7.86%</b>	<b>11.32%</b>	<b>23.01%</b>	<b>-15.84%</b>

Trade Payable	356,251	416,667	538,366	455,524	500,643
<b>Total Liabilities</b>	<b>2,954,205</b>	<b>3,125,924</b>	<b>3,842,621</b>	<b>4,374,603</b>	<b>3,162,386</b>
<b>Growth (%)</b>		<b>5.81%</b>	<b>22.93%</b>	<b>13.84%</b>	<b>-27.71%</b>

Authorized Capital	800,000	800,000	800,000	800,000	800,000
Paid up Capital	588,156	588,156	588,156	588,156	588,156
Paid up Capital (Shares)	4,705	4,705	4,705	4,705	4,705
Par Value	125	125	125	125	125
Retained Earnings	1,736,333	1,919,822	1,918,007	3,023,495	2,861,627
<b>Total Equity</b>	<b>3,038,873</b>	<b>3,338,000</b>	<b>3,352,827</b>	<b>4,476,834</b>	<b>4,286,662</b>
<b>Growth (%)</b>		<b>9.84%</b>	<b>0.44%</b>	<b>33.52%</b>	<b>-4.25%</b>

INCOME STATEMENTS	Dec-14	Dec-15	Dec-16	Dec-17	Sep-18
<b>Total Revenues</b>	<b>4,464,400</b>	<b>4,867,889</b>	<b>3,796,963</b>	<b>3,274,151</b>	<b>2,658,485</b>
<b>Growth (%)</b>		<b>9.04%</b>	<b>-22.00%</b>	<b>-13.77%</b>	

Cost of Revenues	3,410,160	3,689,000	2,728,012	2,410,216	2,032,915
Gross Profit	1,054,240	1,178,889	1,068,951	863,935	625,570
Operating Expenses	478,859	531,415	627,973	-1,164,630	447,778
Operating Profit	575,381	647,473	440,978	2,028,564	177,792
<b>Growth (%)</b>		<b>12.53%</b>	<b>-31.89%</b>	<b>360.01%</b>	

Other Income (Expenses)	96,048	-255,230	-347,736	-330,468	-186,953
Income Before Tax	671,429	392,244	93,243	1,698,097	-9,161
Tax	157,798	9,062	-7,612	456,740	-20,676
Profit for the period	513,631	383,182	100,855	1,241,357	-29,836
<b>Growth (%)</b>		<b>-25.40%</b>	<b>-73.68%</b>	<b>1,130.84%</b>	

Period Attributable	415,183	302,463	62,465	1,178,315	-65,605
Comprehensive Income	512,571	368,686	80,052	1,212,376	-23,732
Comprehensive Attributable	414,123	291,212	45,426	1,157,273	-59,002

RATIOS	Dec-14	Dec-15	Dec-16	Dec-17	Sep-18
Dividend (Rp)	-	9.71	11.00	20.00	-
EPS (Rp)	109.16	81.44	21.43	263.82	-6.34
BV (Rp)	645.85	709.42	712.57	951.46	911.04
DAR (X)	0.49	0.48	0.53	0.49	0.42
DER(X)	0.97	0.94	1.15	0.98	0.74
ROA (%)	8.57	5.93	1.40	14.02	-0.40
ROE (%)	16.90	11.48	3.01	27.73	-0.70
GPM (%)	23.61	24.22	28.15	26.39	23.53
OPM (%)	12.89	13.30	11.61	61.96	6.69
NPM (%)	11.51	7.87	2.66	37.91	-1.12
Payout Ratio (%)	-	11.92	51.32	7.58	-
Yield (%)	-	2.00	2.26	4.12	-

*US\$ Rate (BI), Rp	12,436	13,794	13,436	13,548	14,929
---------------------	--------	--------	--------	--------	--------

