

AIMS Akbar Indo Makmur Stimec Tbk.

COMPANY REPORT : JANUARY 2019

Development Board
Industry Sector : Trade, Services & Investment (9)
Industry Sub Sector : Wholesale (Durable & Non-Durable Goods) (91)

As of 31 January 2019

Individual Index : 144.000
Listed Shares : 220,000,000
Market Capitalization : 39,600,000,000

618 | 0.04T | 0.0005% | 99.997%
549 | 0.004T | 0.0002% | 99.995%

COMPANY HISTORY

Established Date : 07-May-1997
Listing Date : 20-Jul-2001 (IPO Price: 250)
Underwriter IPO :
PT Sucorinvest Central Gani
Securities Administration Bureau :
PT Sinartama Gunita

BOARD OF COMMISSIONERS

1. Paido S M Panggabean
 2. Andree Djayaprawira
 3. Megah Supratiwi *)
- *) *Independent Commissioners*

BOARD OF DIRECTORS

1. Ramono Sukadis
2. M. Aditya Hutama Putra

AUDIT COMMITTEE

1. Megah Supratiw
2. Ananda Surja
3. Elisabeth Puji Lestari

CORPORATE SECRETARY

Rudy Herman

HEAD OFFICE

Chase Plaza 20 Floor
Jl. Jend. Sudirman Kav. 21
Jakarta 12920
Phone : (021) 2934-7999
Fax : (021) 520-8400
Homepage : www.aims.co.id
Email : corsec@aims.co.id
herman.rudy@yahoo.com

SHAREHOLDERS (December 2018)

1. PT Aims Indo Investama	184,004,690	: 83.64%
2. Efendi Leman	11,059,600	: 5.03%
3. Public (<5%)	24,935,710	: 11.33%

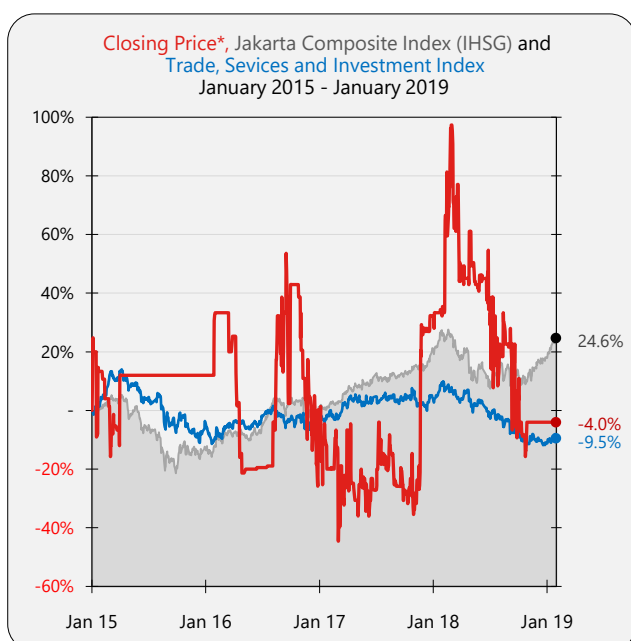
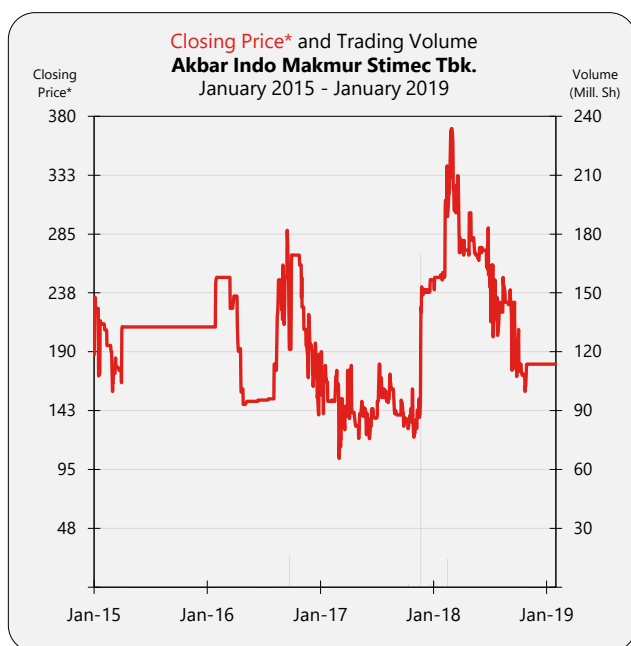
DIVIDEND ANNOUNCEMENT

Year	Bonus Shares	Cash Dividend	Cum Date	Ex Date	Recording Date	Payment Date	F/I
2002		1.00	18-Jul-03	21-Jul-03	23-Jul-03	6-Aug-03	F
2003		1.50	16-Jul-04	17-Jul-04	21-Jul-04	4-Aug-04	F

ISSUED HISTORY

No.	Type of Listing	Shares	Listing Date	Trading Date
1.	First Issue	40,000,000	20-Jul-01	20-Jul-01
2.	Company Listing	70,000,000	20-Jul-01	20-Jul-01
3.	Stock Split	110,000,000	2-Aug-16	2-Aug-16

AIMS Akbar Indo Makmur Stimec Tbk.



SHARES TRADED	2015	2016	2017	2018	Jan-19
Volume (Million Sh.)	0.03	17	178	20	-
Value (Billion Rp)	0.01	4	44	5	-
Frequency (Thou. X)	0.06	0.5	2	2	-
Days	24	88	183	161	-
Price (Rupiah)					
High	475	600	270	400	-
Low	310	140	87	146	-
Close	420	180	248	180	180
Close*	210	180	248	180	180
PER (X)					
PER (X)	-21.64	-14.78	-39.10	-72.50	-72.50
PER Industry (X)	14.53	19.07	17.44	5.25	6.49
PBV (X)	2.30	2.20	3.51	2.72	2.72

* Adjusted price after corporate action

Month	Closing Price			Freq. (X)	Volume (Thou. Sh.)	Value (Million Rp)	Day
	High	Low	Close				
Jan-15	475	341	425	17	7	2	8
Feb-15	420	380	380	6	8	3	5
Mar-15	399	310	330	30	14	5	9
Apr-15	420	411	420	2	0.2	0.1	2
May-15	-	-	420	-	-	-	-
Jun-15	-	-	420	-	-	-	-
Jul-15	-	-	420	-	-	-	-
Aug-15	-	-	420	-	-	-	-
Sep-15	-	-	420	-	-	-	-
Oct-15	-	-	420	-	-	-	-
Nov-15	-	-	420	-	-	-	-
Dec-15	-	-	420	-	-	-	-
Jan-16	500	490	490	2	0.4	0.2	1
Feb-16	600	500	500	9	0.9	0.5	4
Mar-16	490	450	470	6	0.8	0.4	4
Apr-16	469	295	295	85	121	41	12
May-16	300	300	300	39	8	2	4
Jun-16	302	302	302	1	0.4	0.1	1
Jul-16	304	304	304	1	0.5	0.2	1
Aug-16	300	152	240	49	94	19	10
Sep-16	310	190	268	90	16,193	3,399	18
Oct-16	260	260	260	2	0.6	0.2	2
Nov-16	250	154	196	58	72	14	12
Dec-16	264	140	180	136	427	79	19
Jan-17	200	125	150	83	53	9	16
Feb-17	199	141	164	44	99	16	9
Mar-17	179	104	175	94	78	10	18
Apr-17	198	90	130	53	191	28	8
May-17	150	95	140	78	193	26	17
Jun-17	190	87	137	70	119	17	11
Jul-17	190	144	157	68	52	8	14
Aug-17	192	130	143	190	223	35	21
Sep-17	179	130	137	130	92	13	13
Oct-17	178	87	127	351	2,317	213	20
Nov-17	270	123	240	572	170,996	43,185	21
Dec-17	260	236	248	321	3,479	815	15
Jan-18	260	236	254	120	4,456	1,086	16
Feb-18	400	200	370	222	14,779	3,769	17
Mar-18	370	260	270	149	200	59	16
Apr-18	302	252	302	63	31	8	15
May-18	332	248	274	109	104	28	13
Jun-18	334	220	260	123	84	24	9
Jul-18	300	175	212	174	107	25	22
Aug-18	284	206	228	52	16	4	16
Sep-18	272	146	190	182	214	44	17
Oct-18	252	156	180	332	210	40	20
Nov-18	-	-	180	-	-	-	-
Dec-18	-	-	180	-	-	-	-
Jan-19	-	-	180	-	-	-	-

AIMS Akbar Indo Makmur Stimec Tbk.

Financial Data and Ratios

Book End : December

Public Accountant : Bambang Sudaryono & Partners

BALANCE SHEET	Dec-14	Dec-15	Dec-16	Dec-17	Sep-18
<i>(in Million Rp, except Par Value)</i>					
Cash & Cash Equivalents	119	2,958	11,710	43	49
Receivables	22,431	16,706	2	-	-
Inventories	-	-	-	-	-
Current Assets	22,608	19,670	17,009	15,101	17,578
Fixed Assets	3	1	-	-	-
Other Assets	17	-	-	-	-
Total Assets	23,182	20,937	17,009	15,101	17,578
Growth (%)		-9.69%	-18.76%	-11.22%	16.41%

Current Liabilities	313	500	362	128	2,588
Long Term Liabilities	688	391	35	-	428
Total Liabilities	1,001	891	396	128	3,015
Growth (%)		-11.00%	-55.52%	-67.78%	2,260.53%

Authorized Capital	44,000	44,000	22,000	22,000	22,000
Paid up Capital	11,000	11,000	11,000	11,000	11,000
Paid up Capital (Shares)	110	110	220	220	220
Par Value	100	100	50	50	50
Retained Earnings	6,965	4,799	1,321	-293	-702
Total Equity	22,181	20,045	16,613	14,973	14,563
Growth (%)		-9.63%	-17.12%	-9.87%	-2.74%

INCOME STATEMENTS	Dec-14	Dec-15	Dec-16	Dec-17	Sep-18
Total Revenues	27,249	153	465	2,618	-
Growth (%)		-99.44%	204.80%	463.17%	

Cost of Revenues	27,127	148	410	2,477	-
Gross Profit	122	5	55	140	-
Expenses (Income)	-	2,882	2,271	1,728	410
Operating Profit	-	-	-	-	-410
Growth (%)					

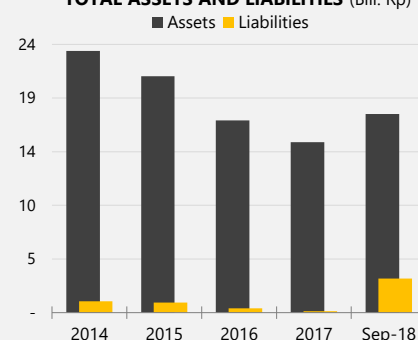
Other Income (Expenses)	-2,665	-	-	-	-
Income before Tax	-2,543	-2,877	-2,216	-1,588	-410
Tax	-554	-711	1,262	26	-
Profit for the period	-1,988	-2,166	-3,478	-1,614	-410
Growth (%)		-8.92%	-60.61%	53.60%	

Period Attributable	-1,988	-2,166	-3,478	-1,614	-410
Comprehensive Income	-1,988	-2,135	-3,483	-1,640	-410
Comprehensive Attributable	-1,988	-2,135	-3,483	-1,640	-410

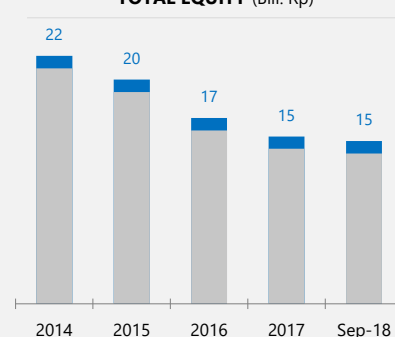
RATIOS	Dec-14	Dec-15	Dec-16	Dec-17	Sep-18
Current Ratio (%)	7,221.63	3,932.66	4,699.72	11,822.12	679.35
Dividend (Rp)	-	-	-	-	-
EPS (Rp)	-18.08	-19.69	-15.81	-7.34	-1.86
BV (Rp)	201.64	182.23	75.51	68.06	66.20
DAR (X)	0.04	0.04	0.02	0.01	0.17
DER(X)	0.05	0.04	0.02	0.01	0.21
ROA (%)	-8.58	-10.34	-20.45	-10.69	-2.33
ROE (%)	-8.96	-10.80	-20.94	-10.78	-2.81
GPM (%)	0.45	3.28	11.80	5.36	
OPM (%)	-	-	-	-	
NPM (%)	-7.30	-1,420.09	-748.30	-61.65	
Payout Ratio (%)	-	-	-	-	
Yield (%)	-	-	-	-	

*US\$ Rate (BI), Rp 12,436 13,794 13,436 13,548 14,929

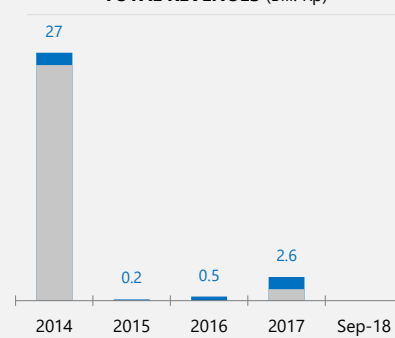
TOTAL ASSETS AND LIABILITIES (Bill. Rp)



TOTAL EQUITY (Bill. Rp)



TOTAL REVENUES (Bill. Rp)



PROFIT FOR THE PERIOD (Bill. Rp)

