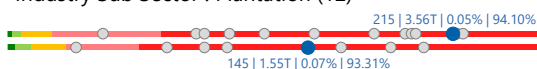


ANDI Andira Agro Tbk.

COMPANY REPORT : JANUARY 2019

Development Board

Industry Sub Sector : Plantation (12)



As of 31 January 2019

Individual Index : 952.500
Listed Shares : 1,870,000,000
Market Capitalization : 3,562,350,000,000

COMPANY HISTORY

Established Date : 28-Apr-1995
Listing Date : 18-Sep-2018 (IPO Price: 200)
Underwriter IPO :
PT Victoria Sekuritas Indonesia
Securities Administration Bureau :
PT Datindo Entrycom

BOARD OF COMMISSIONERS

1. Ludijanto Setijo *)
 2. Anne Patricia Sutanto
- *) *Independent Commissioners*

BOARD OF DIRECTORS

1. Francis Indarto
2. Kahar Anwar

AUDIT COMMITTEE

1. Sugino Sutrisno
2. Dhanny Cahyadi
3. Wilson

CORPORATE SECRETARY

Kahar Anwar

HEAD OFFICE

Meta Epsi Building
Jl. Mayjen D.I Panjaitan Kav. 2
Jakarta Timur 13350
Phone : (021) 856-4955
Fax : (021) 856-4956
Homepage : www.andiraagro.com
Email : corpsec@andiraagro.com

naga.waskita@anj-group.com

SHAREHOLDERS (December 2018)

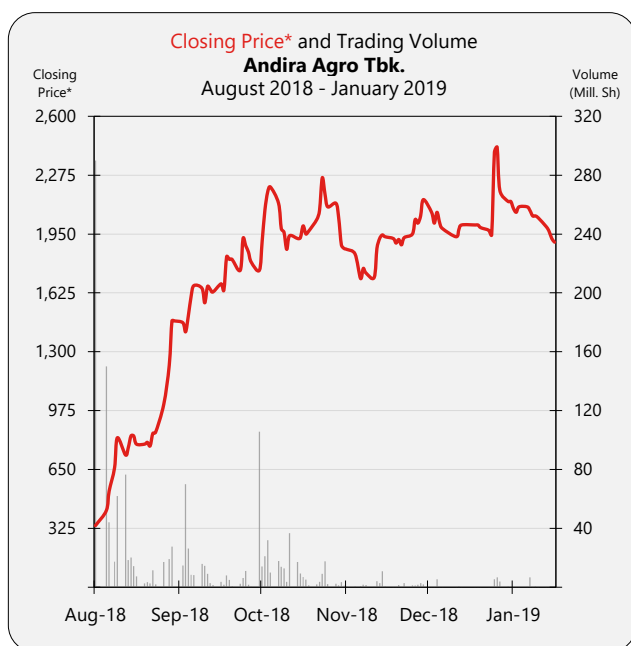
1. PT Central Energi Pratama	930,006,000	: 49.73%
2. PT Anugerah Perkasa Semesta	439,994,000	: 23.53%
3. Public (<5%)	500,000,000	: 26.74%

DIVIDEND ANNOUNCEMENT

Year	Bonus Shares	Cash Dividend	Cum Date	Ex Date	Recording Date	Payment Date	F/I
------	--------------	---------------	----------	---------	----------------	--------------	-----

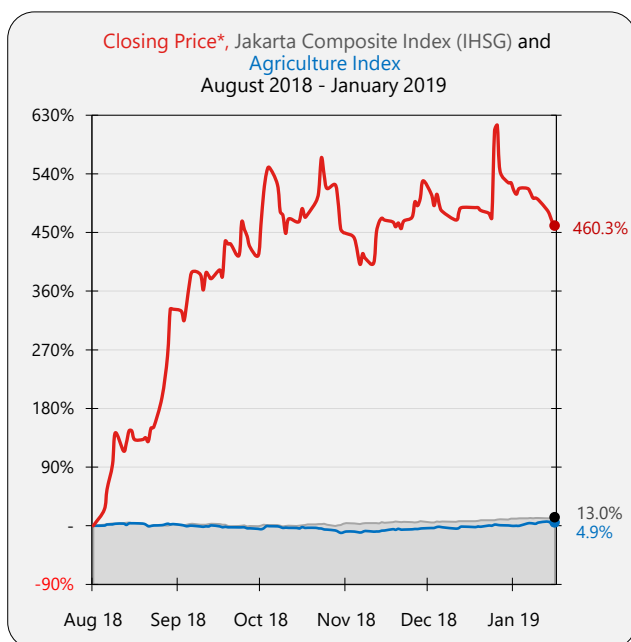
ISSUED HISTORY

No.	Type of Listing	Shares	Listing Date	Trading Date
1.	First Issue	500,000,000	16-Aug-18	16-Aug-18
2.	Company Listing	1,370,000,000	16-Aug-18	16-Aug-18



TRADING ACTIVITIES

Month	Closing Price			Freq. (X)	Volume (Thou. Sh.)	Value (Million Rp)	Day
	High	Low	Close				
Aug-18	970	340	790	30,759	700,555	303,461	10
Sep-18	1,780	690	1,630	47,165	256,988	358,473	18
Oct-18	2,330	1,585	1,995	26,144	342,100	637,500	23
Nov-18	2,350	1,685	1,935	15,535	72,633	147,569	21
Dec-18	2,170	1,855	2,000	5,524	20,788	42,076	18
Jan-19	2,700	1,900	1,905	8,846	26,173	58,782	22



SHARES TRADED	2018	Jan-19
Volume (Million Sh.)	1,393	26
Value (Billion Rp)	1,489	59
Frequency (Thou. X)	125	9
Days	90	22
Price (Rupiah)		
High	2,350	2,700
Low	340	1,900
Close	2,000	1,905
Close*	2,000	1,905
PER (X)	123.82	117.94
PER Industry (X)	19.27	19.33
PBV (X)	14.92	14.21

* Adjusted price after corporate action