

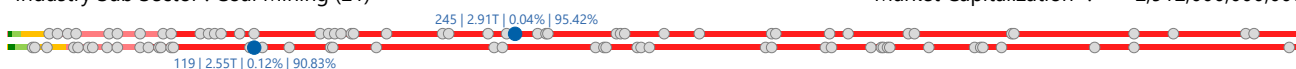
BOSS Borneo Olah Sarana Sukses Tbk.

COMPANY REPORT : JANUARY 2019

Development Board
Industry Sector : Mining (2)
Industry Sub Sector : Coal Mining (21)

As of 31 January 2019

Individual Index : 520.000
Listed Shares : 1,400,000,000
Market Capitalization : 2,912,000,000,000



COMPANY HISTORY

Established Date : 13-Jul-2011
Listing Date : 15-Feb-2018 (IPO Price: 400)
Underwriter IPO :
PT Victoria Sekuritas Indonesia
PT Mega Capital Sekuritas
Securities Administration Bureau :
PT Adimitra Jasa Korpora

BOARD OF COMMISSIONERS

1. Freddy Setiawan
 2. Johannes Halim
 3. Kamiesh Ishwar Dayaldas
- *) *Independent Commissioners*

BOARD OF DIRECTORS

1. Freddy Tedjasmita
2. Widodo Nurly Sumady
3. William Siawira

AUDIT COMMITTEE

1. Supandi Widi Siswanto
2. Patris Jasur
3. Suhendri

CORPORATE SECRETARY

Zulfandy Harfam

HEAD OFFICE

Wisma 77 Tower 1, 8th Floor
Jl. Letjen S. Parman Kav. 77
Jakarta 11410
Phone : (021) 535-9777
Fax : (021) 536-1227
Homepage : www.bosscoal.com
Email : corsec@bosscoal.com

SHAREHOLDERS (December 2018)

1. PT Megah Prakarsa Utama	669,400,000	: 47.81%
2. PT Kencana Unggul Semesta	136,800,000	: 9.77%
3. PT Shappire Mulia Abadi	136,800,000	: 9.77%
4. Public (<5%)	457,000,000	: 32.64%

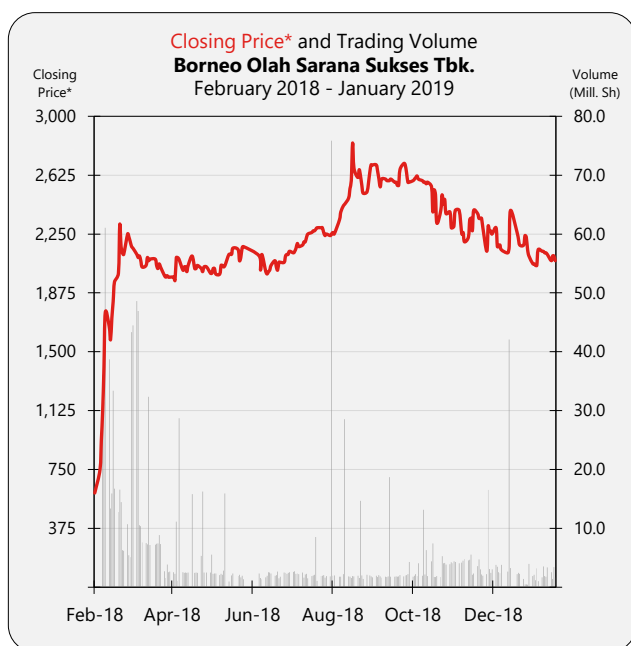
DIVIDEND ANNOUNCEMENT

Year	Bonus Shares	Cash Dividend	Cum Date	Ex Date	Recording Date	Payment Date	F/I
-	-	-	-	-	-	-	-

ISSUED HISTORY

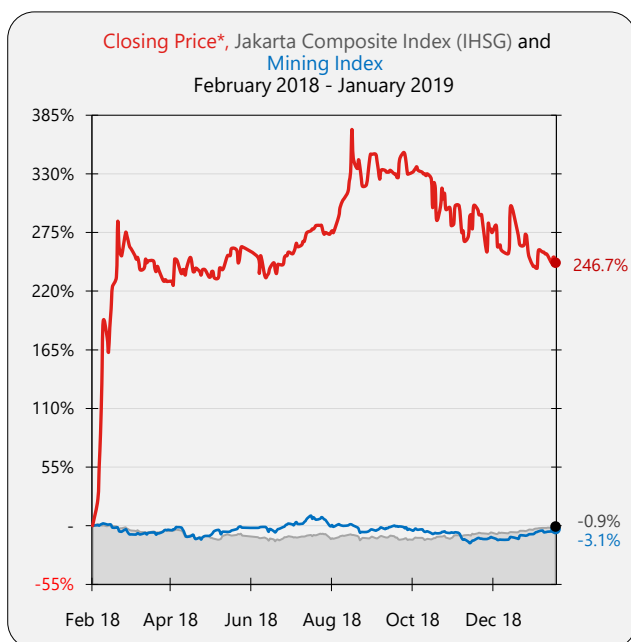
No.	Type of Listing	Shares	Listing Date	Trading Date
1.	First Issue	400,000,000	15-Feb-18	15-Feb-18
2.	Company Listing	1,000,000,000	15-Feb-18	15-Feb-18

BOSS Borneo Olah Sarana Sukses Tbk.



TRADING ACTIVITIES

Month	Closing Price			Freq. (X)	Volume (Thou. Sh.)	Value (Million Rp)	Day
	High	Low	Close				
Feb-18	2,020	600	1,715	32,176	196,786	261,140	9
Mar-18	2,380	1,690	2,090	34,393	393,876	671,772	21
Apr-18	2,210	1,955	2,110	15,052	125,658	237,918	21
May-18	2,160	1,980	2,160	11,500	79,301	151,073	20
Jun-18	2,200	1,905	2,050	6,602	25,250	52,069	13
Jul-18	2,270	1,995	2,270	15,127	48,242	102,885	22
Aug-18	2,850	2,200	2,670	18,354	146,106	281,822	21
Sep-18	2,710	2,450	2,600	16,643	64,401	146,710	19
Oct-18	2,800	2,370	2,530	18,957	72,773	171,797	23
Nov-18	2,540	1,890	2,400	31,950	80,240	182,325	21
Dec-18	2,400	2,120	2,400	14,207	106,692	197,100	18
Jan-19	2,400	1,995	2,080	9,754	44,406	92,242	22



SHARES TRADED	2018	Jan-19
Volume (Million Sh.)	1,339	44
Value (Billion Rp)	2,457	92
Frequency (Thou. X)	215	10
Days	208	22
Price (Rupiah)		
High	2,850	2,400
Low	600	1,995
Close	2,400	2,080
Close*	2,400	2,080
PER (X)		
PER (X)	83.38	72.26
PER Industry (X)	-1.03	0.14
PBV (X)		
PBV (X)	17.03	14.76

* Adjusted price after corporate action