

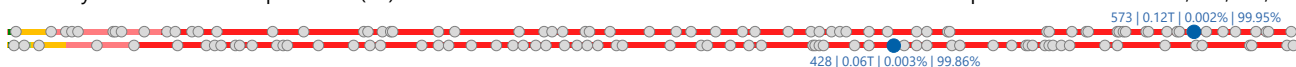
BPTR Batavia Prosperindo Trans Tbk.

COMPANY REPORT : JANUARY 2019

Main Board
Industry Sector : Infrastructure, Utilities & Transportation (7)
Industry Sub Sector : Transportation (74)

As of 31 January 2019

Individual Index : 79.000
Listed Shares : 1,550,000,000
Market Capitalization : 122,450,000,000



COMPANY HISTORY

Established Date : 08-Dec-2014
Listing Date : 09-Jul-2018 (IPO Price: 100)
Underwriter IPO :
PT Panin Sekuritas Tbk.
Securities Administration Bureau :
PT Adimitra Jasa Korpora

BOARD OF COMMISSIONERS

1. Markus Dinarto Pranoto
 2. Cecillia Beatrix Pengemanan *)
- *) *Independent Commissioners*

BOARD OF DIRECTORS

1. Paulus Handigdo
2. Rima Rupita

AUDIT COMMITTEE

1. Cecillia Beatrix Pengemanan
2. Melissa Rusli
3. Tan Sugianti

CORPORATE SECRETARY

Angelia Sundry Ongko

HEAD OFFICE

Plaza Chase, 12nd Floor
Jl. Jend Sudirman Kav.21
Jakarta 12920
Phone : (021) 520-0434
Fax : (021) 570-6413
Homepage : www.bataviarent.com
Email :

SHAREHOLDERS (December 2018)

1. PT Batavia Prosperindo Makmur	861,770,000	: 55.60%
2. Malacca Trust Pte. Ltd.	223,500,000	: 14.42%
3. PT Victoria Insurance Tbk.	217,000,000	: 14.00%
4. Public (<5%)	247,730,000	: 15.98%

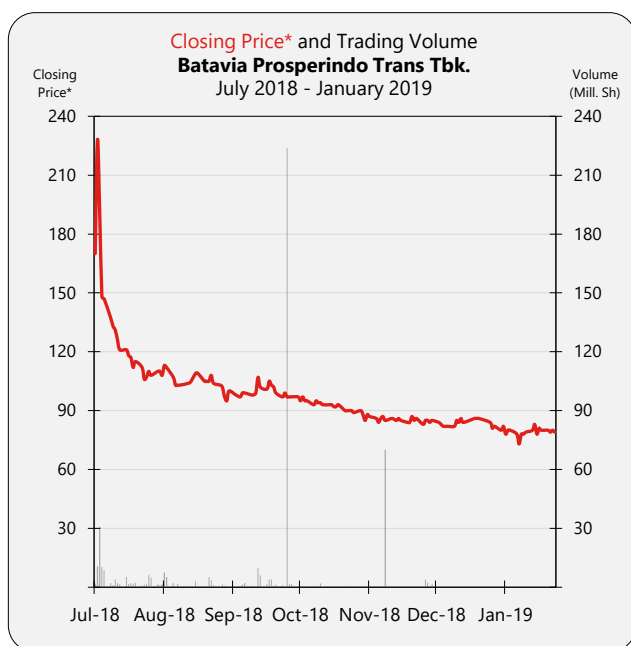
DIVIDEND ANNOUNCEMENT

Year	Bonus Shares	Cash Dividend	Cum Date	Ex Date	Recording Date	Payment Date	F/I
-							

ISSUED HISTORY

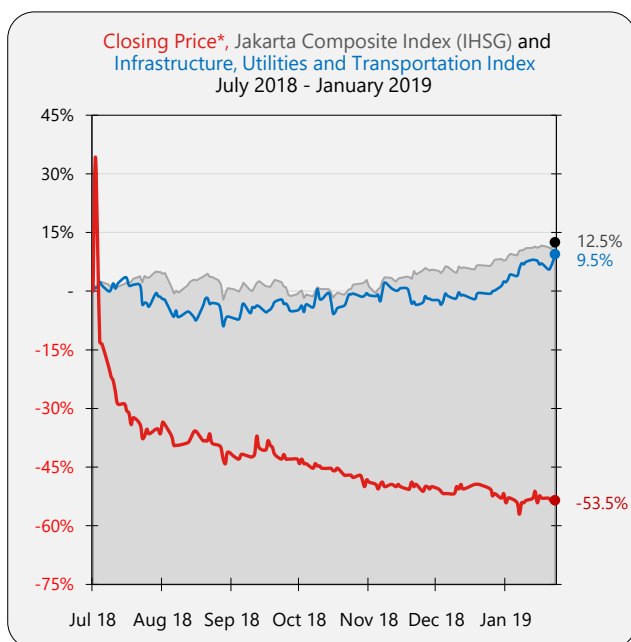
No.	Type of Listing	Shares	Listing Date	Trading Date
1.	First Issue	400,000,000	9-Jul-18	9-Jul-18
2.	Company Listing	1,150,000,000	9-Jul-18	9-Jul-18

BPTR Batavia Prosperindo Trans Tbk.



TRADING ACTIVITIES

Month	Closing Price			Freq. (X)	Volume (Thou. Sh.)	Value (Million Rp)	Day
	High	Low	Close				
Jul-18	284	105	106	11,696	88,375	15,812	17
Aug-18	125	99	104	7,599	49,668	5,481	21
Sep-18	125	76	99	4,791	35,867	3,725	19
Oct-18	104	87	90	2,467	235,250	23,689	23
Nov-18	92	79	86	649	74,626	7,606	21
Dec-18	92	76	86	1,541	11,275	965	18
Jan-19	86	68	79	775	2,510	196	22



SHARES TRADED	2018	Jan-19
Volume (Million Sh.)	495	3
Value (Billion Rp)	57	0.2
Frequency (Thou. X)	29	0.8
Days	119	22
Price (Rupiah)		
High	284	86
Low	76	68
Close	86	79
Close*	86	79
PER (X)	9.01	8.28
PER Industry (X)	9.50	10.05
PBV (X)	0.67	0.61

* Adjusted price after corporate action