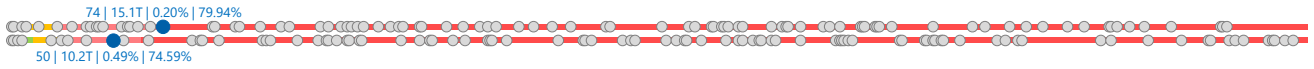


**COMPANY REPORT : JANUARY 2019**

Main Board  
 Industry Sector : Finance (8)  
 Industry Sub Sector : Bank (81)

**As of 31 January 2019**

Individual Index : 203.590  
 Listed Shares : 7,626,663,000  
 Market Capitalization : 15,138,926,055,000

**COMPANY HISTORY**

Established Date : 07-Mar-1991  
 Listing Date : 08-May-2018 (IPO Price: 975)  
 Underwriter IPO :  
 PT Ciptadana Sekuritas Asia  
 Securities Administration Bureau :  
 PT Datindo Entrycom

**BOARD OF COMMISSIONERS**

1. Kemal Aziz Stamboel \*)
  2. Dewie Pelitawati \*)
  3. Mahdi Syahbuddin
  4. Maya Kartika
- \*) *Independent Commissioners*

**BOARD OF DIRECTORS**

1. Ratih Rachmawaty
2. Arief Ismail
3. M. Gatot Adhi Prasetyo
4. Mulia Salim
5. Taras Wibawa Siregar

**AUDIT COMMITTEE**

1. Kemal Aziz Stamboel
2. Aziz Budi Setiawan
3. Dewie Pelitawati
4. M. Faizal Muchtar

**CORPORATE SECRETARY**

Arief Ismail

**HEAD OFFICE**

Menara BTPN CBD Mega Kuningan, 12nd Floor  
 Jl. Dr. Ide Anak Agung Gde Agung Kav. 5.5-5.6, Kuningan  
 Jakarta 12950  
 Phone : (021) 3002-6400  
 Fax : (021) 2927-2096  
 Homepage : [www.btpnsyariah.com](http://www.btpnsyariah.com)  
 Email : [corsec@btpnsyariah.com](mailto:corsec@btpnsyariah.com)

**SHAREHOLDERS (December 2018)**

1. PT Bank Tabungan Pensiunan Nasional Tbk.	5,392,590,000	: 70.71%
2. PT Triputra Persada Rahmat	770,370,000	: 10.10%
3. Public (<5%)	1,463,703,000	: 19.19%

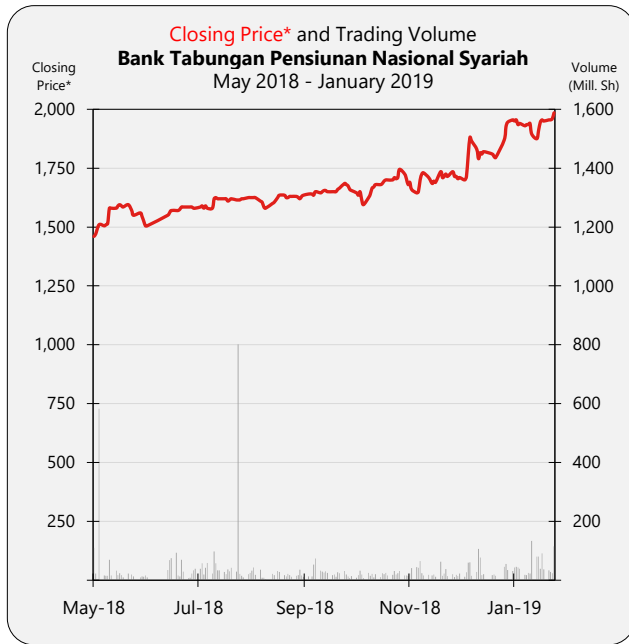
**DIVIDEND ANNOUNCEMENT**

Year	Bonus Shares	Cash Dividend	Cum Date	Ex Date	Recording Date	Payment Date	F/I
------	--------------	---------------	----------	---------	----------------	--------------	-----

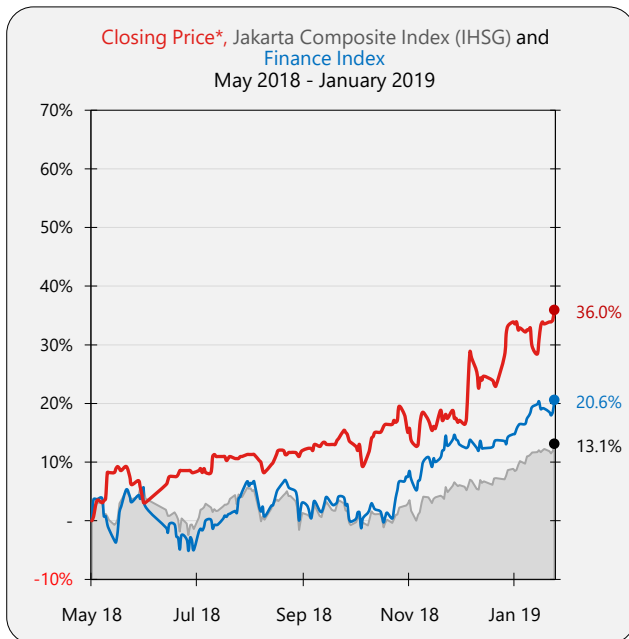
-

**ISSUED HISTORY**

No.	Type of Listing	Shares	Listing Date	Trading Date
1.	First Issue	770,370,000	8-May-18	8-May-18
2.	Company Listing	6,856,293,000	8-May-18	8-May-18


**TRADING ACTIVITIES**

Month	Closing Price			Freq. (X)	Volume (Thou. Sh.)	Value (Million Rp)	Day
	High	Low	Close				
May-18	1,600	1,200	1,550	14,412	1,003,097	1,241,358	16
Jun-18	1,595	1,500	1,585	12,833	458,553	718,320	13
Jul-18	1,635	1,580	1,615	24,459	1,558,550	2,007,414	22
Aug-18	1,640	1,575	1,630	17,304	419,889	679,951	21
Sep-18	1,665	1,570	1,665	28,674	492,193	808,253	19
Oct-18	1,715	1,595	1,705	28,705	426,666	711,641	23
Nov-18	1,750	1,635	1,715	37,660	576,270	972,951	21
Dec-18	1,895	1,690	1,795	30,896	560,520	994,500	18
Jan-19	1,985	1,800	1,985	61,799	1,081,659	2,033,105	22



SHARES TRADED	2018	Jan-19
Volume (Million Sh.)	5,496	1,082
Value (Billion Rp)	8,134	2,033
Frequency (Thou. X)	195	62
Days	153	22
<b>Price (Rupiah)</b>		
High	1,895	1,985
Low	1,200	1,800
Close	1,795	1,985
Close*	1,795	1,985
<b>PER (X)</b>		
PER (X)	14.70	15.68
PER Industry (X)	25.63	24.30
PBV (X)	3.73	3.79

\* Adjusted price after corporate action