

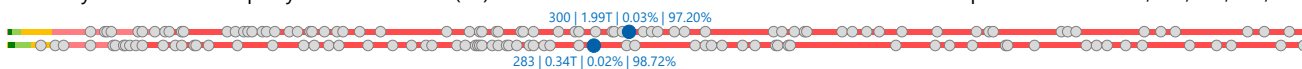
CITY Natura City Developments Tbk.

COMPANY REPORT : JANUARY 2019

Main Board
Industry Sector : Property, Real Estate & Building Construction (6)
Industry Sub Sector : Property And Real Estate (61)

As of 31 January 2019

Individual Index : 306.667
Listed Shares : 5,400,000,000
Market Capitalization : 1,987,200,000,000



COMPANY HISTORY

Established Date : 29-Sep-2011
Listing Date : 05-Oct-2018 (IPO Price: 120)
Underwriter IPO :
PT Danatama Makmur Sekuritas
Securities Administration Bureau :
PT Bima Registra

BOARD OF COMMISSIONERS

1. Yuli Dwi Kusmadi
 2. Ronald Chandra
- *) Independent Commissioners*

BOARD OF DIRECTORS

1. Elfi Darlis
2. Eric Effendy
3. Jose Francis Berces Acantilado

AUDIT COMMITTEE

1. Djajady Pandjiwidjaya
2. Adi imansyah
3. Novan Raditya

CORPORATE SECRETARY

Elfi Darlis

HEAD OFFICE

SICC Tower 3rd Floor
Jl. Jend Sudirman Babakan Madang, Sentul City
Jawa Barat 16810
Phone : (021) 879-53448
Fax : (021) 8795-3449
Homepage : www.naturacity.co.id
Email : NFO@SERPONGNATURACITY.CO.ID

SHAREHOLDERS (December 2018)

1. PT Sentul City Tbk.	2,778,947,000	: 51.46%
2. 1st Financial Company Limited	420,000,000	: 7.78%
3. Public (<5%)	2,201,053,000	: 40.76%

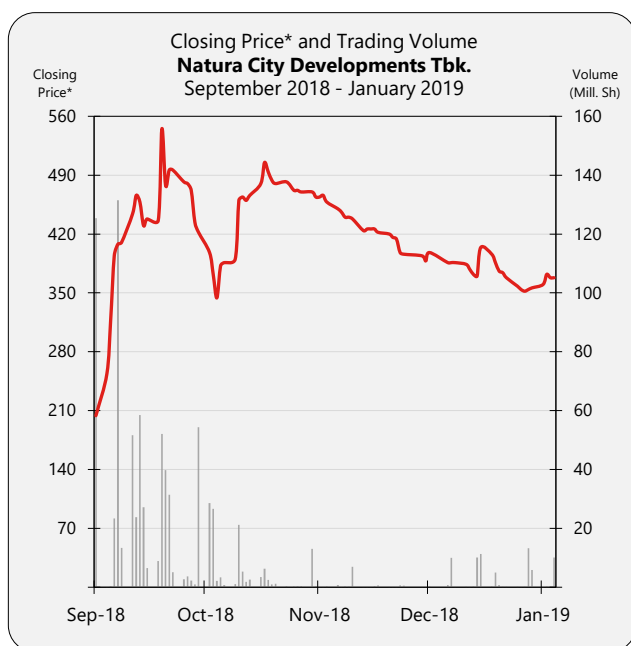
DIVIDEND ANNOUNCEMENT

Year	Bonus Shares	Cash Dividend	Cum Date	Ex Date	Recording Date	Payment Date	F/I
------	--------------	---------------	----------	---------	----------------	--------------	-----

ISSUED HISTORY

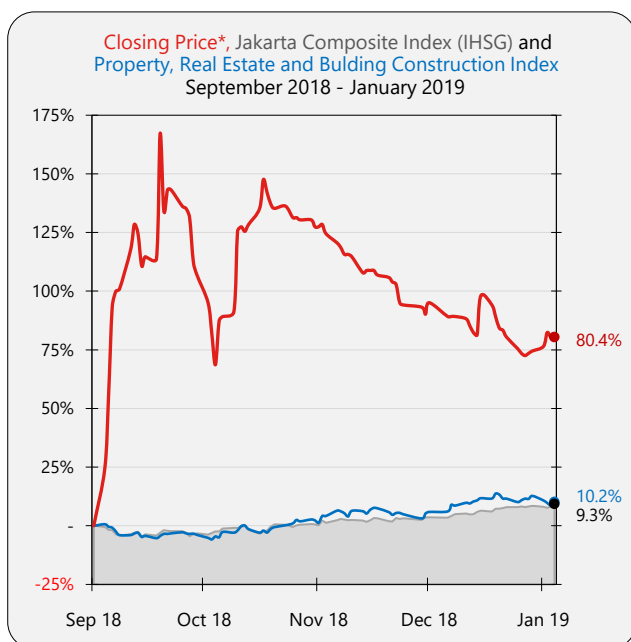
No.	Type of Listing	Shares	Listing Date	Trading Date
1.	First Issue	2,600,000,000	28-Sep-18	28-Sep-18
2.	Company Listing	2,800,000,000	28-Sep-18	28-Sep-18

CITY Natura City Developments Tbk.



TRADING ACTIVITIES

Month	Closing Price			Freq. (X)	Volume (Thou. Sh.)	Value (Million Rp)	Day
	High	Low	Close				
Sep-18	204	204	204	51	125,358	15,047	1
Oct-18	585	254	344	39,085	594,961	267,507	23
Nov-18	520	336	458	8,613	65,929	30,443	21
Dec-18	458	382	398	995	11,353	4,886	18
Jan-19	418	344	368	2,104	68,964	25,744	22



SHARES TRADED	2018	Jan-19
Volume (Million Sh.)	798	69
Value (Billion Rp)	318	26
Frequency (Thou. X)	49	2
Days	63	22
Price (Rupiah)		
High	585	418
Low	204	344
Close	398	368
Close*	398	368
PER (X)		
PER (X)	93.08	86.07
PER Industry (X)	27.07	28.17
PBV (X)	3.05	2.82

* Adjusted price after corporate action