

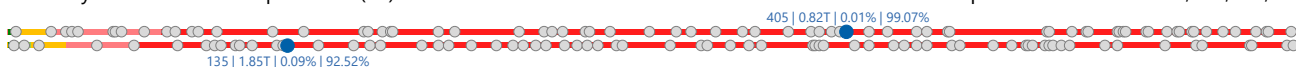
# DEAL Dewata Freightinternational Tbk.

## COMPANY REPORT : JANUARY 2019

Development Board  
Industry Sector : Infrastructure, Utilities & Transportation (7)  
Industry Sub Sector : Transportation (74)

## As of 31 January 2019

Individual Index : 486.667  
Listed Shares : 1,120,000,000  
Market Capitalization : 817,600,000,000



### COMPANY HISTORY

Established Date : 14-Jan-1995  
Listing Date : 28-Nov-2018 (IPO Price: 150)  
Underwriter IPO :  
PT Erdikha Elit Sekuritas  
Securities Administration Bureau :  
PT Sinartama Gunita

### BOARD OF COMMISSIONERS

1. Rico Rostombi \*)
  2. Fadel Akbar \*)
  3. I Ketut Satya Graha
- \*) *Independent Commissioners*

### BOARD OF DIRECTORS

1. Bimada
2. Herry Susanto
3. Nur Hasanah
4. Selvi Yuniar
5. Titan Erawati

### AUDIT COMMITTEE

1. Yugi Prayanto
2. Bing Sofyan
3. Magdalena Aristianti Widjaja

### CORPORATE SECRETARY

Nur Hasanah

### HEAD OFFICE

Kirana Two Office Tower 12th floor  
Jl. Boulevard Timur No.88 Kelapa Gading  
Jakarta Utara 14240  
Phone : (021) 2968-8899  
Fax : (021) 2967-7799  
Homepage : [www.dfilogistics.com](http://www.dfilogistics.com)  
Email : [corsec@dfilogistic.com](mailto:corsec@dfilogistic.com)

### SHAREHOLDERS (December 2018)

1. PT Bimada Paramita Adhyana 819,918,000 : 73.21%
2. Public (<5%) 300,082,000 : 26.79%

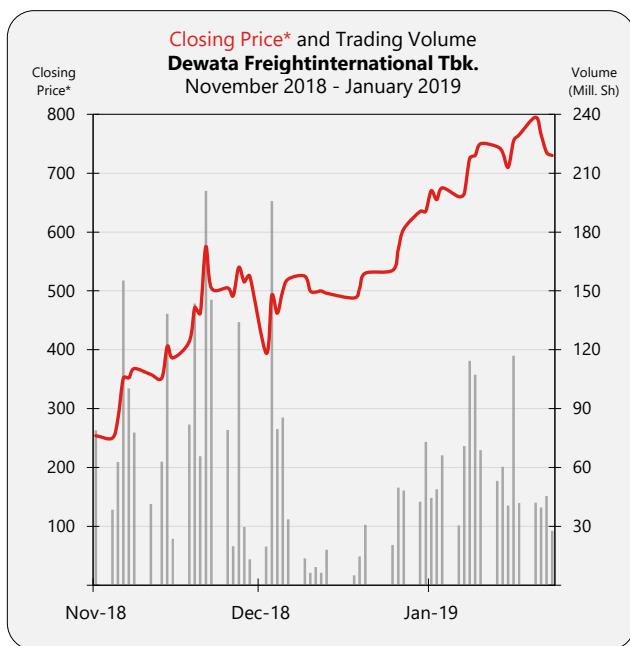
### DIVIDEND ANNOUNCEMENT

Year	Bonus Shares	Cash Dividend	Cum Date	Ex Date	Recording Date	Payment Date	F/I
-							

### ISSUED HISTORY

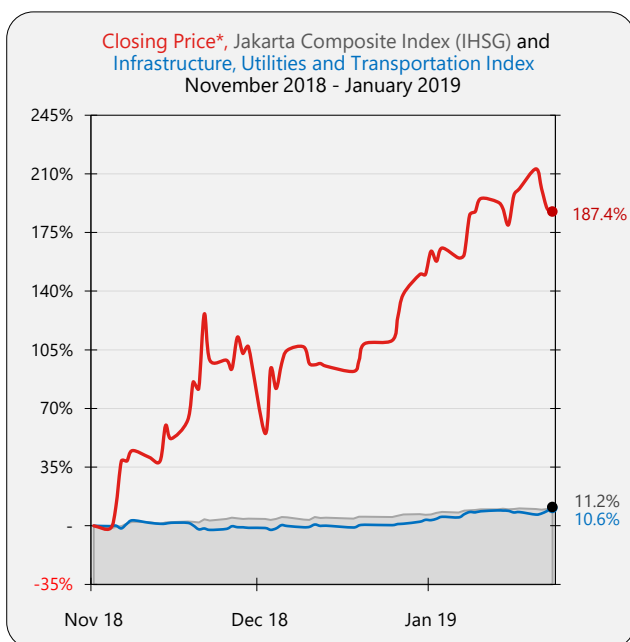
No.	Type of Listing	Shares	Listing Date	Trading Date
1.	First Issue	300,000,000	8-Nov-18	8-Nov-18
2.	Company Listing	820,000,000	8-Nov-18	8-Nov-18

# DEAL Dewata Freightinternational Tbk.



## TRADING ACTIVITIES

Month	Closing Price			Freq. (X)	Volume (Thou. Sh.)	Value (Million Rp)	Day
	High	Low	Close				
Nov-18	590	192	505	77,048	1,417,302	566,852	15
Dec-18	580	300	530	40,435	794,179	399,791	18
Jan-19	825	510	730	43,695	1,253,528	880,305	22



SHARES TRADED	2018	Jan-19
Volume (Million Sh.)	2,211	1,254
Value (Billion Rp)	967	880
Frequency (Thou. X)	117	44
Days	33	22
<b>Price (Rupiah)</b>		
High	590	825
Low	192	510
Close	530	730
Close*	530	730
PER (X)	697.58	960.82
PER Industry (X)	9.50	10.05
PBV (X)	7.22	9.95

\* Adjusted price after corporate action