

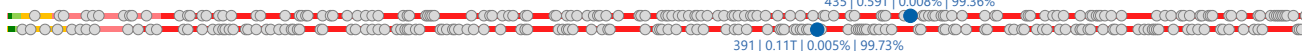
DIGI Arkadia Digital Media Tbk.

COMPANY REPORT : JANUARY 2019

Development Board
Industry Sector : Trade, Services & Investment (9)
Industry Sub Sector : Computer And Services (97)

As of 31 January 2019

Individual Index : 900.000
Listed Shares : 325,000,000
Market Capitalization : 585,000,000,000



COMPANY HISTORY

Established Date : 06-Mar-2012
Listing Date : 05-Oct-2018 (IPO Price: 200)
Underwriter IPO :
PT Danatama Makmur Sekuritas
Securities Administration Bureau :
PT Bima Registra

BOARD OF COMMISSIONERS

1. Stephen K Sulisty
 2. Ariyo Ali Suprpto *)
 3. Iwa Sukresno Karunia
- *) *Independent Commissioners*

BOARD OF DIRECTORS

1. Wiliam Martaputra
2. Fastabiqul Khair Algotot
3. Suwarjono Suwarjono

AUDIT COMMITTEE

1. Ariyo Ali Suprpto
2. Nurrachman Hidayat
3. Oky Darmawan

CORPORATE SECRETARY

Erfan Suryono

HEAD OFFICE

Sahid Sudirman Center 19th. Floor
Jln. Sudirman Kav. 86
Jakarta 10220
Phone : (021) 724-1888
Fax : (021) 724-1887
Homepage : www.arkadiacorp.com
Email : investor@arkadiacorp.com

SHAREHOLDERS (December 2018)

1. Iwa Sukresno Karunia	56,875,000	: 17.50%
2. Stephen K. Sulisty	56,875,000	: 17.50%
3. Kelik Irwantono	43,825,500	: 13.48%
4. Wiliam Martaputra	26,250,000	: 8.08%
5. Santi	25,465,400	: 7.84%
6. Suwarjono	17,500,000	: 5.38%
7. Public (<5%)	98,209,100	: 30.22%

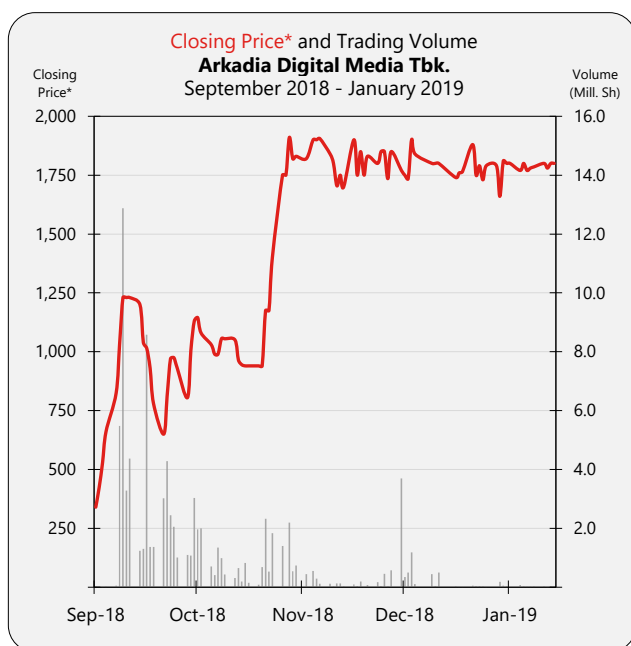
DIVIDEND ANNOUNCEMENT

Year	Bonus Shares	Cash Dividend	Cum Date	Ex Date	Recording Date	Payment Date	F/I
-							

ISSUED HISTORY

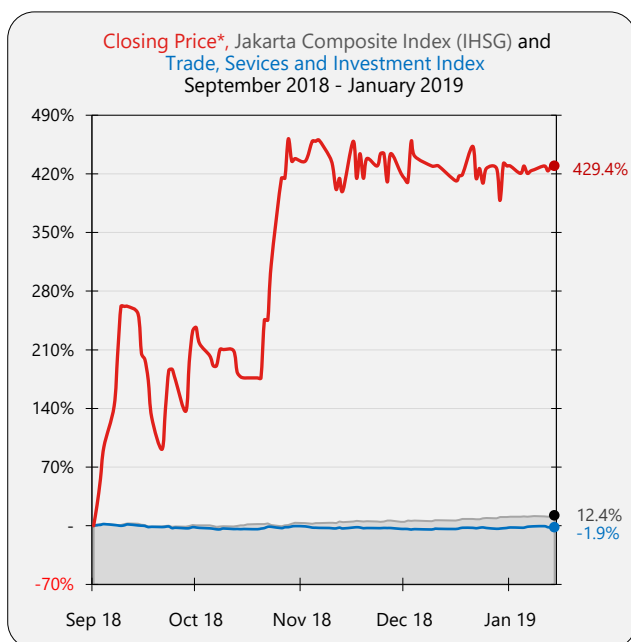
No.	Type of Listing	Shares	Listing Date	Trading Date
1.	First Issue	150,000,000	18-Sep-18	18-Sep-18
2.	Company Listing	175,000,000	18-Sep-18	18-Sep-18

DIGI Arkadia Digital Media Tbk.



TRADING ACTIVITIES

Month	Closing Price			Freq. (X)	Volume (Thou. Sh.)	Value (Million Rp)	Day
	High	Low	Close				
Sep-18	1,300	340	1,230	4,528	26,138	31,457	9
Oct-18	1,230	505	945	9,482	40,884	38,003	23
Nov-18	2,100	810	1,700	7,112	13,158	19,547	20
Dec-18	2,270	1,500	1,800	4,452	8,501	15,466	18
Jan-19	1,880	1,660	1,800	666	758	1,337	20



SHARES TRADED	2018	Jan-19
Volume (Million Sh.)	89	0.8
Value (Billion Rp)	104	1
Frequency (Thou. X)	26	0.7
Days	70	20
Price (Rupiah)		
High	2,270	1,880
Low	340	1,660
Close	1,800	1,800
Close*	1,800	1,800
PER (X)		
PER (X)	4,070.02	4,070.02
PER Industry (X)	5.25	6.49
PBV (X)	15.63	15.63

* Adjusted price after corporate action