

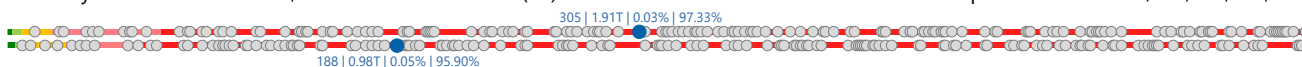
DUCK Jaya Bersama Indo Tbk.

COMPANY REPORT : JANUARY 2019

Main Board
Industry Sector : Trade, Services & Investment (9)
Industry Sub Sector : Tourism, Restaurant And Hotel (94)

As of 31 January 2019

Individual Index : 295.050
Listed Shares : 1,283,330,000
Market Capitalization : 1,912,161,700,000



COMPANY HISTORY

Established Date : 19-Mar-2013
Listing Date : 29-Oct-2018 (IPO Price: 505)
Underwriter IPO :
PT CGS-CIMB Sekuritas Indonesia
PT Danareksa Sekuritas
PT Mirae Asset Sekuritas Indonesia
Securities Administration Bureau :
PT Datindo Entrycom

SHAREHOLDERS (December 2018)

1. PT Asia Kuliner Sejahtera	769,969,200	: 60.00%
2. PT Investra Nusa Tama	235,743,300	: 18.37%
3. Edy Suwarno Al Jap L Sing	136,131,800	: 10.61%
4. Public (<5%)	141,485,700	: 11.02%

DIVIDEND ANNOUNCEMENT

Year	Bonus Shares	Cash Dividend	Cum Date	Ex Date	Recording Date	Payment Date	F/I
-	-	-	-	-	-	-	-

BOARD OF COMMISSIONERS

1. Itek Bachtiar
 2. Robinto
 3. Tjiendradjaja Yamin *)
- *) *Independent Commissioners*

ISSUED HISTORY

No.	Type of Listing	Shares	Listing Date	Trading Date
1.	First Issue	513,330,000	10-Oct-18	10-Oct-18
2.	Company Listing	770,000,000	10-Oct-18	10-Oct-18

BOARD OF DIRECTORS

1. Limpa Itsin Bachtiar
2. Andri Yoga
3. Ibin Bachtiar
4. Lin Manuhutu
5. Tio Dewi

AUDIT COMMITTEE

1. Tjiendradjaja Yamin
2. Itek Bachtiar
3. Robinto

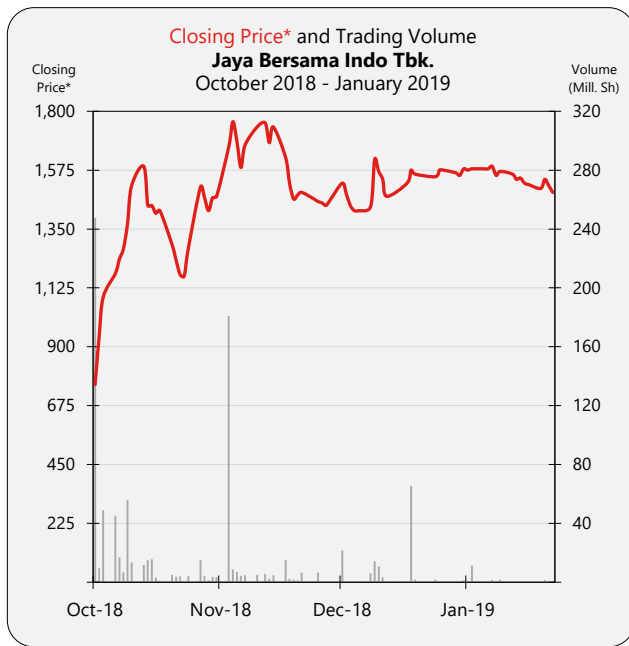
CORPORATE SECRETARY

Susan Chandra

HEAD OFFICE

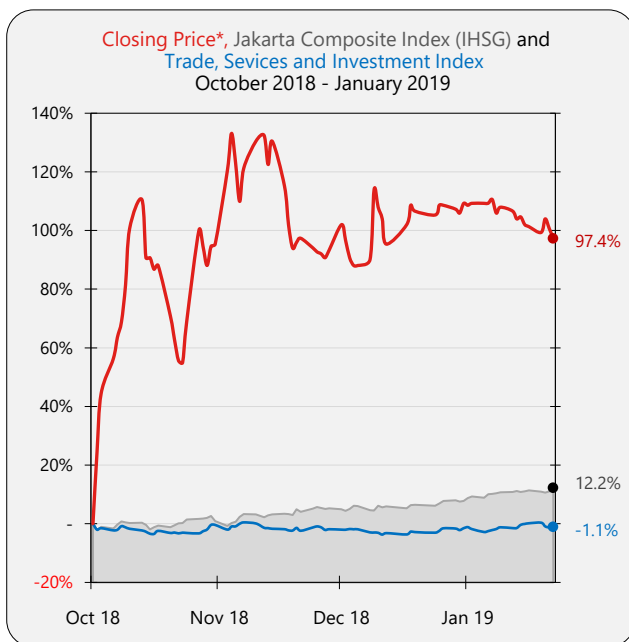
Sinar Mas Land Plaza Tower II, 27th Floor
Jl. M.H. Thamrin No. 51
Jakarta 10350
Phone : (021) 319-90258
Fax : (021) 319-90259
Homepage : www.dssa.co.id
Email : corsec@dss.co.id

DUCK Jaya Bersama Indo Tbk.



TRADING ACTIVITIES

Month	Closing Price			Freq. (X)	Volume (Thou. Sh.)	Value (Million Rp)	Day
	High	Low	Close				
Oct-18	1,650	755	1,175	43,308	503,902	448,970	16
Nov-18	1,845	1,155	1,490	30,839	281,670	280,690	21
Dec-18	1,710	1,270	1,560	12,989	133,473	208,997	18
Jan-19	1,655	1,480	1,490	4,633	25,137	39,910	22



SHARES TRADED	2018	Jan-19
Volume (Million Sh.)	919	25
Value (Billion Rp)	939	40
Frequency (Thou. X)	87	5
Days	55	22
Price (Rupiah)		
High	1,845	1,655
Low	755	1,480
Close	1,560	1,490
Close*	1,560	1,490
PER (X)		
PER (X)	19.03	18.17
PER Industry (X)	5.25	6.49
PBV (X)	5.41	5.17

* Adjusted price after corporate action