

EPMT Enseval Putera Megatrading Tbk.

COMPANY REPORT : JANUARY 2019

Development Board
 Industry Sector : Trade, Services & Investment (9)
 Industry Sub Sector : Wholesale (Durable & Non-Durable Goods) (91)

As of 31 January 2019

Individual Index : 1,294.349
 Listed Shares : 2,708,640,000
 Market Capitalization : 5,010,984,000,000

179 | 5.01T | 0.07% | 92.05%

412 | 0.07T | 0.003% | 99.81%

COMPANY HISTORY

Established Date : 26-Oct-1988
 Listing Date : 01-Aug-1994 (IPO Price: 5,500)
 Underwriter IPO :
 PT Lippo Securities
 Securities Administration Bureau :
 PT Adimitra Jasa Korpora

BOARD OF COMMISSIONERS

- Budi Dharma Wreksoatmodjo
 - Herman Widjaja
 - Nina Gunawan *)
 - Sanadi Boenjamin
- *) *Independent Commissioners*

BOARD OF DIRECTORS

- Djonny Hartono Tjahyadi
- Handi Halim
- Jos Iwan Atmadjaja

AUDIT COMMITTEE

- Nina Gunawan
- Johanes Herman Thali
- Yudi Wijaya

CORPORATE SECRETARY

Sugianto

HEAD OFFICE

Jl. Pulo Lentut No.10 Kawasan Industri Pulo Gadung
 Jakarta 13920

Phone : (021) 4682-2422

Fax : (021) 460-9039

Homepage : www.enseval.com

Email : sugianto.sugianto@enseval.com
investor.relations@enseval.com

SHAREHOLDERS (December 2018)

- PT Kalbe Farma Tbk. 2,486,601,795 : 91.80%
- Public (<5%) 222,038,205 : 8.20%

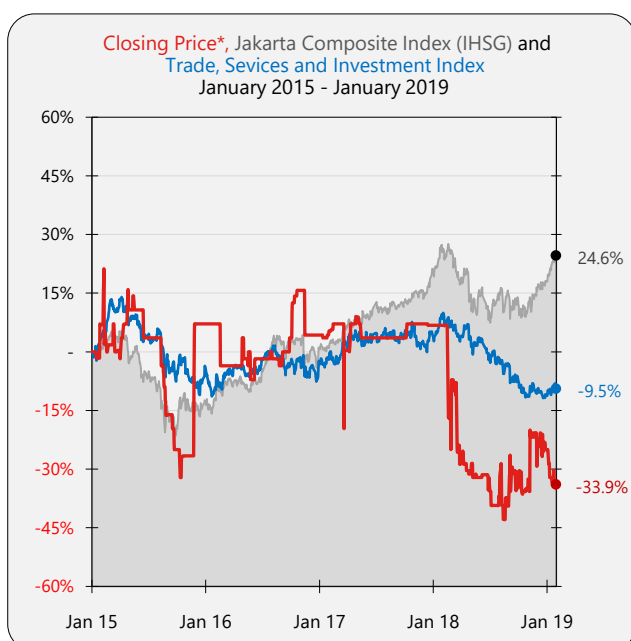
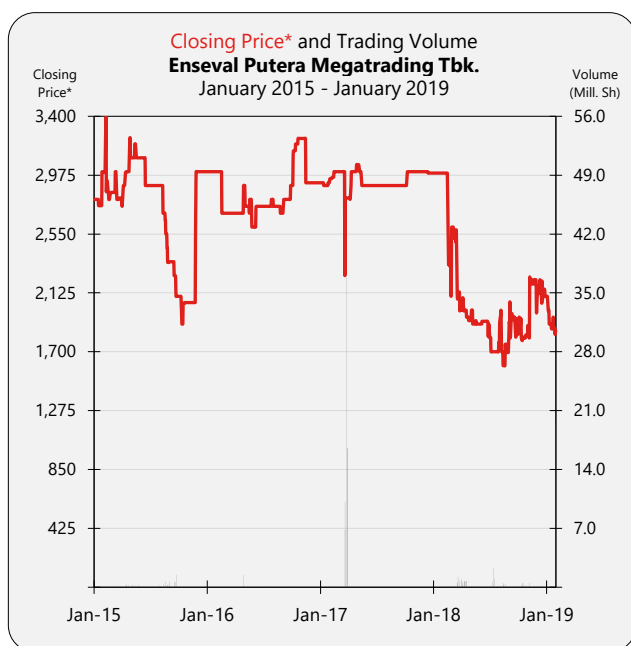
DIVIDEND ANNOUNCEMENT

Year	Bonus Shares	Cash Dividend	Cum Date	Ex Date	Recording Date	Payment Date	F/I
1994		80.00	26-May-95	29-May-95	6-Jun-95	6-Jul-95	F
1995	10 : 9		12-Jun-95	13-Jun-95	20-Jun-95	6-Jul-95	BS
1995		35.00	25-Jun-96	26-Jun-96	4-Jul-96	31-Jul-96	F
1996		35.00	7-Jul-97	8-Jul-97	16-Jul-97	15-Aug-97	F
1999		10.00	18-Oct-00	19-Oct-00	27-Oct-00	14-Nov-00	F
2002		20.00	4-Aug-03	5-Aug-03	7-Aug-03	22-Aug-03	F
2003		5.00	2-Aug-04	3-Aug-04	5-Aug-04	20-Aug-04	F
2004		5.00	15-Jul-05	18-Jul-05	20-Jul-05	3-Aug-05	F
2005		5.00	15-Aug-06	16-Aug-06	23-Aug-06	6-Sep-06	F
2006		25.00	28-Jun-07	29-Jun-07	3-Jul-07	17-Jul-07	F
2007		25.00	17-Jul-08	18-Jul-08	22-Jul-08	6-Aug-08	F
2008		27.50	2-Jul-09	3-Jul-09	7-Jul-09	17-Jul-09	F
2009		27.50	5-Jul-10	6-Jul-10	8-Jul-10	22-Jul-10	F
2010		5.00	8-Jul-11	11-Jul-11	13-Jul-11	27-Jul-11	F
2011		95.00	7-Jun-12	8-Jun-12	12-Jun-12	26-Jun-12	F
2012		2.00	14-Jun-13	17-Jun-13	19-Jun-13	3-Jul-13	F
2014		5.00	18-May-15	19-May-15	21-May-15	11-Jun-15	F
2015		5.00	1-Jun-16	2-Jun-16	6-Jun-16	24-Jun-16	F
2016		5.00	31-May-17	2-Jun-17	6-Jun-17	22-Jun-17	F
2016		5.00	31-May-17	2-Jun-17	6-Jun-17	23-Jun-17	F
2017		5.00	22-May-18	23-May-18	25-May-18	8-Jun-18	F

ISSUED HISTORY

No.	Type of Listing	Shares	Listing Date	Trading Date
1.	First Issue	12,000,000	1-Aug-94	1-Aug-94
2.	Founder Shares	48,000,000	1-Aug-94	28-Feb-95
3.	Bonus Shares	54,000,000	7-Jul-95	7-Jul-95
4.	Stock Split	114,000,000	29-Sep-97	29-Sep-97
5.	Stock Split	228,000,000	13-Sep-99	13-Sep-99
6.	Stock Split	1,824,000,000	11-Dec-03	11-Dec-03
7.	Right Issue	428,640,000	29-Mar-11	29-Mar-11

EPMT Enseval Putera Megatrading Tbk.



SHARES TRADED	2015	2016	2017	2018	Jan-19
Volume (Million Sh.)	9	2	100	18	20
Value (Billion Rp)	23	4	40	34	36
Frequency (Thou. X)	0.3	0.07	0.09	2	0.2
Days	70	41	27	159	20
Price (Rupiah)					
High	3,395	3,240	3,050	2,990	2,200
Low	1,900	2,500	2,250	1,600	1,800
Close	3,000	2,920	2,990	2,100	1,850
Close*	3,000	2,920	2,990	2,100	1,850
PER (X)					
PER (X)	14.85	15.73	17.99	9.09	8.01
PER Industry (X)	14.53	19.07	17.44	5.25	6.49
PBV (X)	2.00	1.78	1.63	1.02	0.90

* Adjusted price after corporate action

TRADING ACTIVITIES

Month	Closing Price			Freq. (X)	Volume (Thou. Sh.)	Value (Million Rp)	Day
	High	Low	Close				
Jan-15	3,000	2,755	2,995	6	3	9	4
Feb-15	3,395	2,750	2,850	15	272	830	8
Mar-15	3,000	2,800	2,810	9	247	691	5
Apr-15	3,245	2,750	3,100	93	1,239	3,706	11
May-15	3,200	3,100	3,100	70	1,266	3,940	8
Jun-15	3,100	2,900	2,900	11	107	323	2
Jul-15	2,905	2,900	2,900	7	234	677	5
Aug-15	2,700	2,345	2,345	39	1,917	4,880	9
Sep-15	2,350	2,100	2,100	20	3,417	7,536	8
Oct-15	2,100	1,900	2,055	12	11	22	6
Nov-15	3,000	2,550	3,000	3	2	6	3
Dec-15	-	-	3,000	1	77	207	1
Jan-16	-	-	3,000	-	-	-	-
Feb-16	2,700	2,700	2,700	2	2	4	1
Mar-16	2,700	2,700	2,700	2	3	8	2
Apr-16	2,900	2,500	2,900	16	1,546	3,869	6
May-16	2,800	2,600	2,600	12	31	84	7
Jun-16	2,750	2,700	2,750	3	30	82	2
Jul-16	2,800	2,750	2,800	6	17	47	5
Aug-16	2,750	2,700	2,700	10	12	33	6
Sep-16	2,900	2,700	2,900	7	33	92	5
Oct-16	3,240	2,950	3,240	9	0.9	3	5
Nov-16	2,920	2,920	2,920	2	45	136	2
Dec-16	-	-	2,920	-	-	-	-
Jan-17	2,940	2,850	2,940	6	18	52	3
Feb-17	3,000	2,890	3,000	7	25	75	5
Mar-17	2,810	2,250	2,810	14	99,612	39,888	6
Apr-17	3,050	2,800	3,050	20	25	75	5
May-17	3,000	2,900	2,900	7	15	45	3
Jun-17	-	-	2,900	-	-	-	-
Jul-17	2,900	2,900	2,900	2	1	3	1
Aug-17	-	-	2,900	-	-	-	-
Sep-17	2,900	2,900	2,900	26	100	290	1
Oct-17	3,000	3,000	3,000	1	0.5	2	1
Nov-17	-	-	3,000	-	-	-	-
Dec-17	2,990	2,990	2,990	2	4	13	2
Jan-18	2,990	2,980	2,990	2	5	15	1
Feb-18	2,600	2,100	2,250	205	287	647	7
Mar-18	2,650	1,910	2,000	486	3,382	7,044	19
Apr-18	2,100	1,900	1,925	342	6,451	12,901	20
May-18	2,000	1,900	1,900	43	28	53	14
Jun-18	1,920	1,800	1,900	15	22	40	5
Jul-18	1,800	1,700	1,765	100	3,996	6,800	11
Aug-18	2,000	1,600	1,695	68	1,431	2,294	16
Sep-18	2,250	1,630	1,940	323	223	399	18
Oct-18	1,985	1,705	1,825	157	1,537	2,766	19
Nov-18	2,240	1,790	1,980	83	574	1,089	12
Dec-18	2,240	1,805	2,100	294	74	158	17
Jan-19	2,200	1,800	1,850	244	19,721	35,896	20

Public Accountant : Purwanto, Suherman & Surja

BALANCE SHEET	Dec-14	Dec-15	Dec-16	Dec-17	Sep-18
<i>(in Million Rp, except Par Value)</i>					
Cash & Cash Equivalents	717,097	1,129,101	1,217,204	811,493	1,071,902
Receivables	2,241,104	2,209,296	169,269	2,597,426	3,104,304
Inventories	1,966,542	2,035,352	2,118,545	2,331,735	2,199,952
Current Assets	5,116,991	5,621,266	5,938,720	6,119,206	6,752,573
Fixed Assets	953,996	1,024,337	1,017,625	1,195,707	1,209,001
Other Assets	70,140	43,765	69,632	-	55,640
Total Assets	6,190,618	6,747,937	7,087,270	7,425,800	8,086,043
Growth (%)		9.00%	5.03%	4.78%	8.89%

Current Liabilities	2,581,810	2,586,077	2,361,225	2,184,784	2,388,889
Long Term Liabilities	58,925	91,614	106,064	110,247	107,970
Total Liabilities	2,640,735	2,677,691	2,467,289	2,295,031	2,496,860
Growth (%)		1.40%	-7.86%	-6.98%	8.79%

Authorized Capital	456,000	456,000	456,000	456,000	456,000
Paid up Capital	135,432	135,432	135,432	135,432	135,432
Paid up Capital (Shares)	2,709	2,709	2,709	2,709	2,709
Par Value	50	50	50	50	50
Retained Earnings	3,136,784	3,667,034	4,209,517	4,713,645	5,169,526
Total Equity	3,549,882	4,070,246	4,619,981	5,130,769	5,589,184
Growth (%)		14.66%	13.51%	11.06%	8.93%

INCOME STATEMENTS	Dec-14	Dec-15	Dec-16	Dec-17	Sep-18
Total Revenues	17,011,550	17,476,103	18,936,241	19,669,097	15,128,094
Growth (%)		2.73%	8.36%	3.87%	

Cost of Revenues	15,081,772	15,366,259	16,758,999	17,534,905	13,359,814
Gross Profit	1,929,778	2,109,844	2,177,242	2,134,191	1,768,281
Expenses (Income)	-	1,372,943	1,431,666	1,449,434	1,143,992
Operating Profit	-	-	-	-	624,288
Growth (%)					

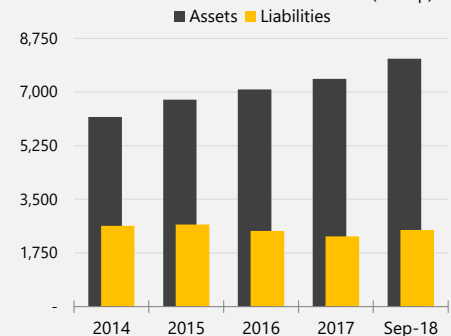
Other Income (Expenses)	-1,242,604	-	-	-	-
Income before Tax	687,173	736,901	745,576	684,758	624,288
Tax	176,509	189,727	189,456	166,922	154,690
Profit for the period	510,664	547,174	556,121	517,836	469,598
Growth (%)		7.15%	1.64%	-6.88%	

Period Attributable	510,609	547,124	556,026	517,671	469,424
Comprehensive Income	511,030	553,657	563,279	524,331	471,982
Comprehensive Attributable	510,976	553,607	563,185	524,166	471,808

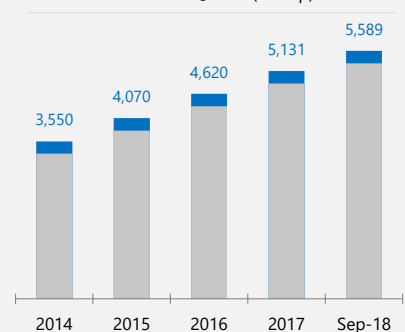
RATIOS	Dec-14	Dec-15	Dec-16	Dec-17	Sep-18
Current Ratio (%)	198.19	217.37	251.51	280.08	282.67
Dividend (Rp)	5.00	5.00	10.00	5.00	-
EPS (Rp)	188.51	201.99	205.28	191.12	173.31
BV (Rp)	1,310.58	1,502.69	1,705.65	1,894.22	2,063.46
DAR (X)	0.43	0.40	0.35	0.31	0.31
DER(X)	0.74	0.66	0.53	0.45	0.45
ROA (%)	8.25	8.11	7.85	6.97	5.81
ROE (%)	14.39	13.44	12.04	10.09	8.40
GPM (%)	11.34	12.07	11.50	10.85	11.69
OPM (%)	-	-	-	-	4.13
NPM (%)	3.00	3.13	2.94	2.63	3.10
Payout Ratio (%)	2.65	2.48	4.87	2.62	-
Yield (%)	0.18	0.17	0.34	0.17	-

*US\$ Rate (BI), Rp	12,436	13,794	13,436	13,548	14,929
---------------------	--------	--------	--------	--------	--------

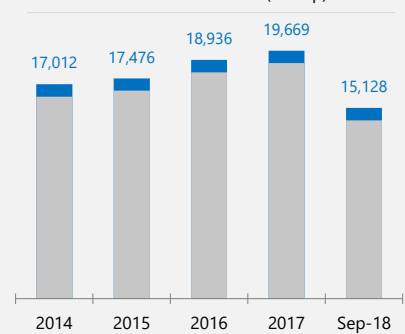
TOTAL ASSETS AND LIABILITIES (Bill. Rp)



TOTAL EQUITY (Bill. Rp)



TOTAL REVENUES (Bill. Rp)



PROFIT FOR THE PERIOD (Bill. Rp)

