

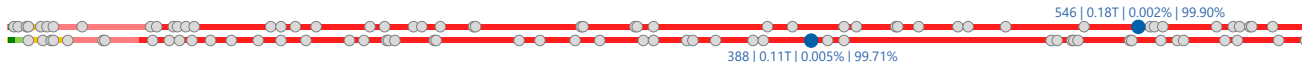
FOOD Sentra Food Indonesia Tbk.

COMPANY REPORT : JANUARY 2019

Development Board
Industry Sector : Consumer Goods Industry (5)
Industry Sub Sector : Food And Beverages (51)

As of 31 January 2019

Individual Index : 205.926
Listed Shares : 650,000,000
Market Capitalization : 180,700,000,000



COMPANY HISTORY

Established Date : 28-Jun-2004
Listing Date : 08-Jan-2019 (IPO Price: 135)
Underwriter IPO :
PT Jasa Utama Capital Sekuritas
Securities Administration Bureau :
PT Sinartama Gunita

BOARD OF COMMISSIONERS

1. Rheza Reynald Riady Susanto
 2. Andreas Sugihardjo Tjendana *)
 3. Iwan Gogo Bonardo Parsaulian Panjaitan
- *) *Independent Commissioners*

BOARD OF DIRECTORS

1. Agustus Sani Nugroho
2. Erie Suhaeri
3. Ruliff Redemptus Sena Susanto

AUDIT COMMITTEE

1. Andreas Sugihardjo Tjendana
2. Asti Rizka Permata Sar
3. Rina Aryanti

CORPORATE SECRETARY

Karina Larasati Putri

HEAD OFFICE

Equity Tower 29th Floor Unit E, SCBD LOT.9
Jl. Jend. Sudirman Kav. 52-53, Jakarta
Jakarta Selatan
Phone : (021) 2905 5295
Fax : (021) 2903 5297
Homepage : www.sentrafood.co.id
Email : secretary@sentrafood.co.id

SHAREHOLDERS (December 2018)

1. PT Super Capital Indonesia	499,999,000	: 76.92%
2. Public	150,000,000	: 23.08%
3. Agustus Sani Nugroho	1,000	: 0.00%

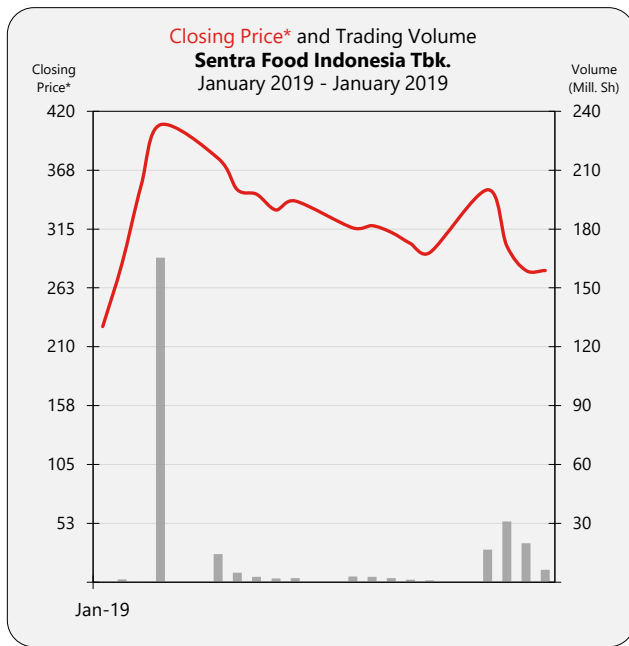
DIVIDEND ANNOUNCEMENT

Year	Bonus Shares	Cash Dividend	Cum Date	Ex Date	Recording Date	Payment Date	F/I
------	--------------	---------------	----------	---------	----------------	--------------	-----

ISSUED HISTORY

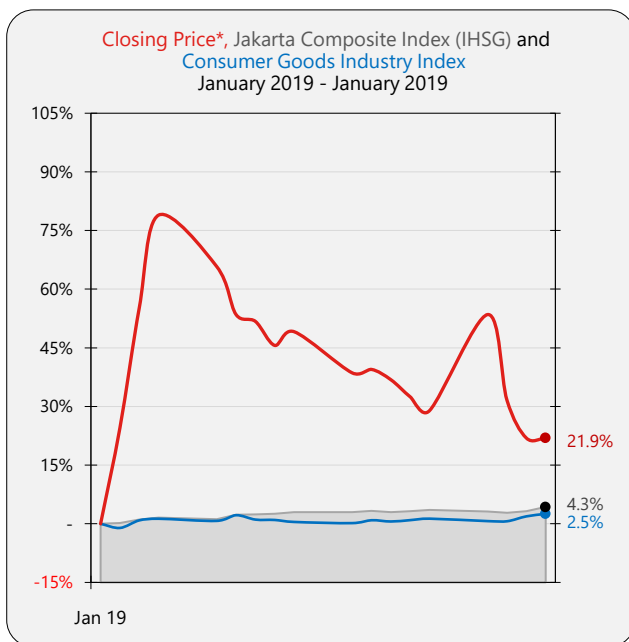
No.	Type of Listing	Shares	Listing Date	Trading Date
1.	Founders' shares	500,000,000	8-Jan-19	8-Jan-19
2.	First Issue	150,000,000	8-Jan-19	8-Jan-19

FOOD Sentra Food Indonesia Tbk.



TRADING ACTIVITIES

Month	Closing Price			Freq. (X)	Volume (Thou. Sh.)	Value (Million Rp)	Day
	High	Low	Close				
Jan-19	444	228	278	25,002	276,839	108,682	18



SHARES TRADED

	Jan-19
Volume (Million Sh.)	277
Value (Billion Rp)	109
Frequency (Thou. X)	25
Days	18

Price (Rupiah)

High	444
Low	228
Close	278
Close*	278

PER (X)	661.39
PER Industry (X)	36.52
PBV (X)	3.34

* Adjusted price after corporate action