

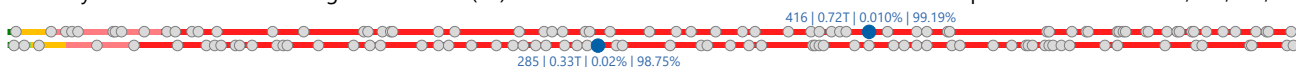
# GHON Gihon Telekomunikasi Indonesia Tbk.

## COMPANY REPORT : JANUARY 2019

As of 31 January 2019

Main Board  
Industry Sector : Infrastructure, Utilities & Transportation (7)  
Industry Sub Sector : Non Building Construction (75)

Individual Index : 111.111  
Listed Shares : 550,000,000  
Market Capitalization : 715,000,000,000



### COMPANY HISTORY

Established Date : 27-Apr-2001  
Listing Date : 09-Apr-2018 (IPO Price: 1,170)  
Underwriter IPO :  
PT Indo Premier Sekuritas  
Securities Administration Bureau :  
PT Datindo Entrycom

### BOARD OF COMMISSIONERS

1. Kumari
  2. Aria Kanaka \*)
  3. Budiman Parhusip
- \*) *Independent Commissioners*

### BOARD OF DIRECTORS

1. Rudolf Parnington Nainggolan
2. Felix Ariodamar
3. Monika Ferolina Siallagan

### AUDIT COMMITTEE

1. Aria Kanaka
2. Juwita Apriliaty
3. Maria irma yunita

### CORPORATE SECRETARY

Monika Ferolina

### HEAD OFFICE

APL Tower-Central Park, 19th Floor/Unit T7  
Jl. S. Parman Kav. 28  
Jakarta Barat 11470  
Phone : (021) 2965-9371  
Fax :  
Homepage : [www.gihon-indonesia.com](http://www.gihon-indonesia.com)  
Email : [investor.relation@gihon-indonesia.com](mailto:investor.relation@gihon-indonesia.com)

### SHAREHOLDERS (December 2018)

1. PT Tower Bersama Infrastructure Tbk.	275,642,000	50.12%
2. Rudolf P. Nainggolan	173,549,680	31.55%
3. PT Gihon Nusantara Tujuh	39,711,800	7.22%
4. Public (<5%)	61,096,520	11.11%

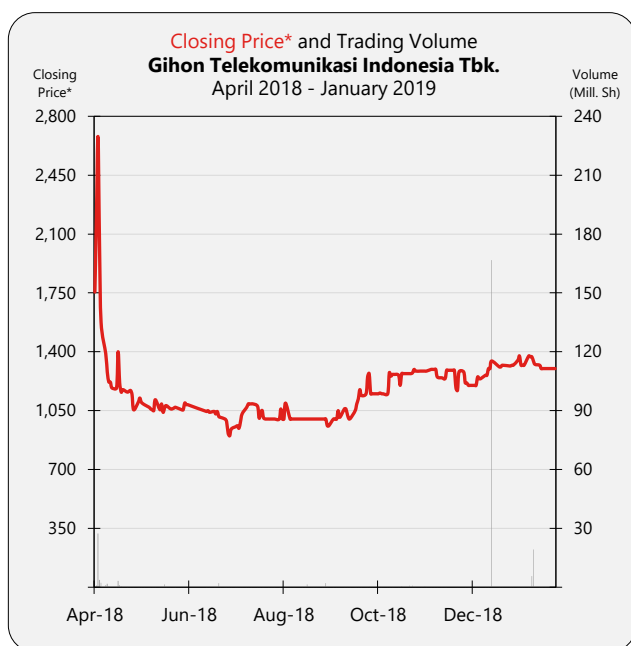
### DIVIDEND ANNOUNCEMENT

Year	Bonus Shares	Cash Dividend	Cum Date	Ex Date	Recording Date	Payment Date	F/I
-	-	-	-	-	-	-	-

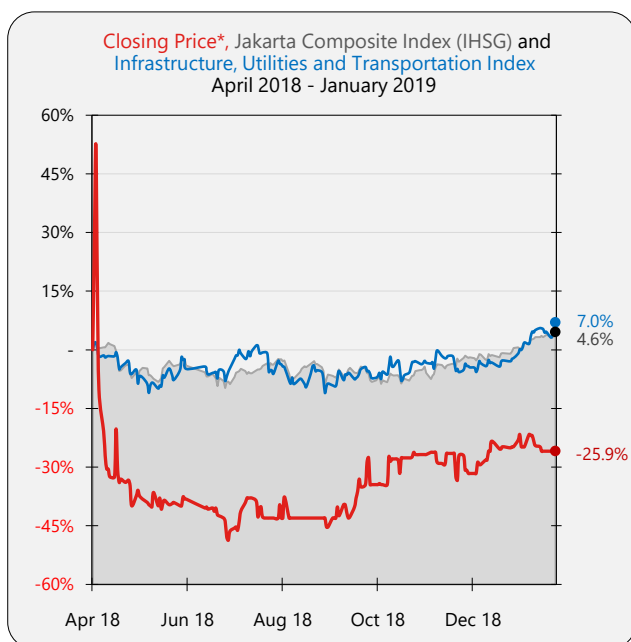
### ISSUED HISTORY

No.	Type of Listing	Shares	Listing Date	Trading Date
1.	First Issue	152,882,000	9-Apr-18	9-Apr-18
2.	Company Listing	397,118,000	9-Apr-18	9-Apr-18

# GHON Gihon Telekomunikasi Indonesia Tbk.



Month	Closing Price			Freq. (X)	Volume (Thou. Sh.)	Value (Million Rp)	Day
	High	Low	Close				
Apr-18	2,760	1,105	1,160	15,375	43,408	65,172	16
May-18	1,215	1,005	1,070	1,495	3,156	3,343	20
Jun-18	1,150	970	1,010	398	2,350	2,765	13
Jul-18	1,105	880	1,000	518	793	766	20
Aug-18	1,095	1,000	1,000	158	1,925	1,993	21
Sep-18	1,245	960	1,140	206	2,500	2,937	18
Oct-18	1,400	1,105	1,275	604	3,162	3,809	21
Nov-18	1,295	1,150	1,280	66	634	761	14
Dec-18	1,350	1,200	1,320	99	167,017	215,552	14
Jan-19	1,645	1,300	1,300	148	25,282	34,123	18



SHARES TRADED	2018	Jan-19
Volume (Million Sh.)	225	25
Value (Billion Rp)	297	34
Frequency (Thou. X)	19	0.1
Days	157	18
<b>Price (Rupiah)</b>		
High	2,760	1,645
Low	880	1,300
Close	1,320	1,300
Close*	1,320	1,300
PER (X)	23.52	23.16
PER Industry (X)	9.50	10.05
PBV (X)	2.10	2.07

\* Adjusted price after corporate action