

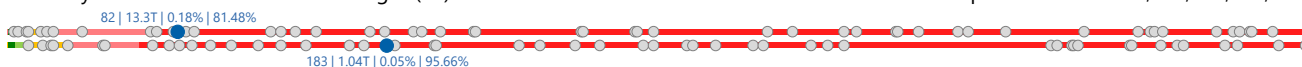
GOOD Garudafood Putra Putri Jaya Tbk.

COMPANY REPORT : JANUARY 2019

Main Board
Industry Sector : Consumer Goods Industry (5)
Industry Sub Sector : Food And Beverages (51)

As of 31 January 2019

Individual Index : 140.078
Listed Shares : 7,379,580,291
Market Capitalization : 13,283,244,523,800



COMPANY HISTORY

Established Date : 24-Aug-1994
Listing Date : 31-Oct-2018 (IPO Price: 1,284)
Underwriter IPO :
PT Indo Premier Sekuritas
Securities Administration Bureau :
PT Datindo Entrycom

BOARD OF COMMISSIONERS

1. Sudhamek Agoeng Waspodo Soenjoto *)
 2. Dorodjatun Kuntjoro-Jakti *)
 3. Hartono Atmadja
- *) *Independent Commissioners*

BOARD OF DIRECTORS

1. Hardianto Atmadja
2. Fransiskus Johny Soegiarto
3. Johannes Setiadarma
4. Paulus Tedjosutikno
5. Robert Chandrakelana Adjie

AUDIT COMMITTEE

1. Dorodjatun Kuntjoro-Jakti
2. Mohammad Raylan
3. Prasetyo Rahardjo
4. Widjojo Kusumo

CORPORATE SECRETARY

Paulus Tedjosutikno

HEAD OFFICE

Wisma GarudaFood
Jl. Bintaro Raya No. 10A
Jakarta 12240
Phone : (021) 729 0110
Fax : (021) 729 0112
Homepage : www.garudafood.com
Email : corporate.secretary@garudafood.co.id

SHAREHOLDERS (December 2018)

1. PT Tudung Putra Putri Jaya	1,654,185,000	: 22.42%
2. Pelican Company Limited C/O Mourant Ozannes Corporate Services	1,220,537,090	: 16.54%
3. Sudhamek Agoeng Waspodo S.	611,277,001	: 8.28%
4. Kusumo Dewiningrum Sunjoto	610,154,000	: 8.27%
5. Pangayoman Adi Soenjoto	562,760,000	: 7.63%
6. Prodjo Handojo Sunjoto	471,687,000	: 6.39%
7. Rahajoe Dewiningroem S.	434,216,000	: 5.88%
8. Public (<5%)	1,814,764,200	: 24.59%

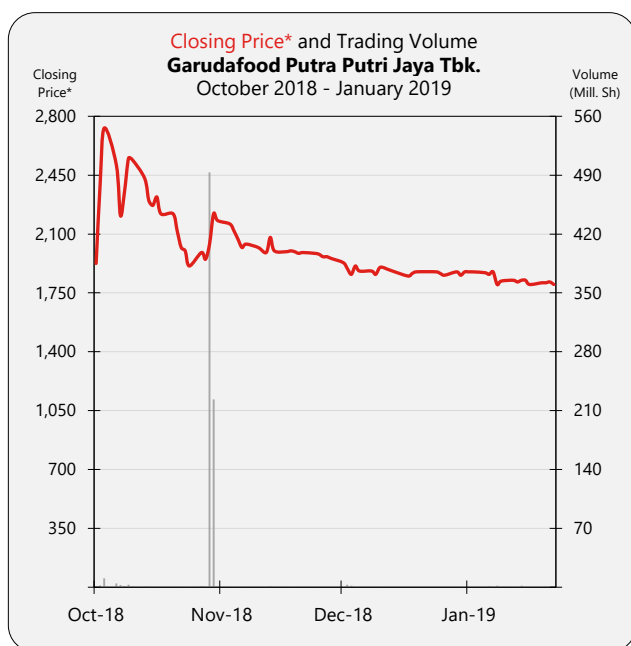
DIVIDEND ANNOUNCEMENT

Year	Bonus Shares	Cash Dividend	Cum Date	Ex Date	Recording Date	Payment Date	F/I
------	--------------	---------------	----------	---------	----------------	--------------	-----

ISSUED HISTORY

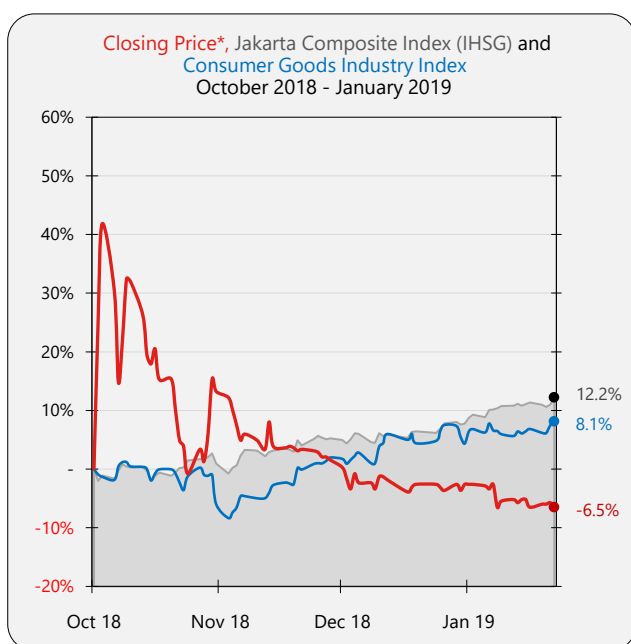
No.	Type of Listing	Shares	Listing Date	Trading Date
1.	First Issue	35,000,000	10-Oct-18	10-Oct-18
2.	Company Listing	6,616,739,001	10-Oct-18	10-Oct-18
3.	Convertible Bond	727,841,290	10-Oct-18	10-Oct-18

GOOD Garudafood Putra Putri Jaya Tbk.



TRADING ACTIVITIES

Month	Closing Price			Freq. (X)	Volume (Thou. Sh.)	Value (Million Rp)	Day
	High	Low	Close				
Oct-18	3,000	1,925	2,020	21,746	30,556	79,344	16
Nov-18	2,290	1,905	1,990	9,503	725,227	940,787	21
Dec-18	1,995	1,750	1,875	2,746	6,600	11,046	18
Jan-19	1,895	1,770	1,800	2,411	8,074	12,993	22



SHARES TRADED	2018	Jan-19
Volume (Million Sh.)	762	8
Value (Billion Rp)	1,031	13
Frequency (Thou. X)	34	2
Days	55	22
Price (Rupiah)		
High	3,000	1,895
Low	1,750	1,770
Close	1,875	1,800
Close*	1,875	1,800
PER (X)		
PER (X)	21.78	20.91
PER Industry (X)	24.94	36.52
PBV (X)	6.08	5.83

* Adjusted price after corporate action