

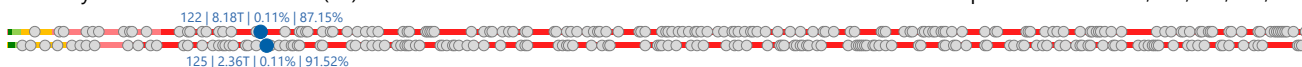
HEAL Medikaloka Hermina Tbk.

COMPANY REPORT : JANUARY 2019

Main Board
Industry Sector : Trade, Services & Investment (9)
Industry Sub Sector : Healthcare (96)

As of 31 January 2019

Individual Index : 74.324
Listed Shares : 2,973,000,000
Market Capitalization : 8,175,750,000,000



COMPANY HISTORY

Established Date : 07-May-1999
Listing Date : 16-May-2018 (IPO Price: 3,700)
Underwriter IPO :
PT Citigroup Sekuritas Indonesia
PT Credit Suisse Sekuritas Indonesia
PT DBS Vickers Sekuritas Indonesia
PT Mandiri Sekuritas
Securities Administration Bureau :
PT Datindo Entrycom

BOARD OF COMMISSIONERS

1. Paulus Kusuma Gunawan
2. Alexander Rusli *)
3. Darwin Cryil Noerhadi
4. Heridadi *)
5. Husen Sutakaria
6. Sudarsono

*) *Independent Commissioners*

BOARD OF DIRECTORS

1. Hasmono
2. Aristo Setiawidjaja
3. Binsar Parasian Simorangkir
4. Simorangkir
5. Yulisar Khiat

AUDIT COMMITTEE

1. Alexander Rusli
2. Friso Palilingan
3. Haryanto Sahari

CORPORATE SECRETARY

Yulisar Khiat

HEAD OFFICE

Jl. Selangir B-10 Kav.4, Kemayoran
Jakarta 10610
Phone : (021) 3970-2525
Fax : (021) 856-0601
Homepage : www.herminahospitals.com
Email : corporate.secretary@herminahospitals.com

SHAREHOLDERS (December 2018)

| | | |
|--------------------------------|---------------|--------|
| 1. Yulisar Khiat | 349,891,200 | 11.77% |
| 2. Non Widjakusuma | 217,162,300 | 7.30% |
| 3. Binsar Parasian Simorangkir | 172,575,900 | 5.80% |
| 4. Lydia Immanuel | 171,016,400 | 5.75% |
| 5. Sudarsono Ambyah Hadiwinoto | 169,118,900 | 5.69% |
| 6. Soepardiman | 165,116,000 | 5.55% |
| 7. Soedibjo Toeloes | 165,020,700 | 5.55% |
| 8. Endjun Darmini | 150,984,500 | 5.08% |
| 9. Tjiptawati Budiharta | 148,870,400 | 5.01% |
| 10. Public (<5%) | 1,263,243,700 | 42.49% |

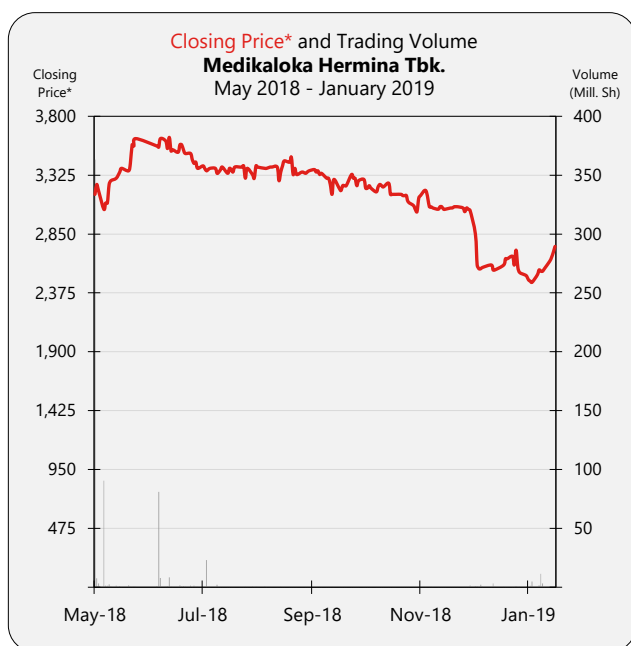
DIVIDEND ANNOUNCEMENT

| Year | Bonus Shares | Cash Dividend | Cum Date | Ex Date | Recording Date | Payment Date | F/I |
|------|--------------|---------------|----------|---------|----------------|--------------|-----|
| - | | | | | | | |

ISSUED HISTORY

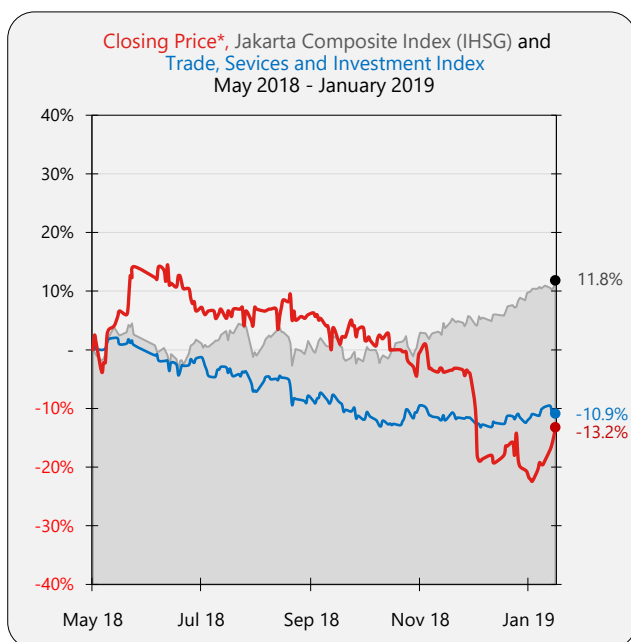
| No. | Type of Listing | Shares | Listing Date | Trading Date |
|-----|-----------------|---------------|--------------|--------------|
| 1. | First Issue | 351,380,800 | 16-May-18 | 16-May-18 |
| 2. | Company Listing | 2,526,890,000 | 16-May-18 | 16-May-18 |
| 3. | CB Conversion | 94,729,200 | 16-May-18 | 16-May-18 |

HEAL Medikaloka Hermina Tbk.



TRADING ACTIVITIES

| Month | Closing Price | | | Freq. (X) | Volume (Thou. Sh.) | Value (Million Rp) | Day |
|--------|---------------|-------|-------|--------------|-----------------------|-----------------------|-----|
| | High | Low | Close | | | | |
| May-18 | 3,700 | 2,490 | 3,380 | 14,798 | 473,306 | 1,714,918 | 11 |
| Jun-18 | 3,700 | 3,290 | 3,530 | 3,433 | 105,169 | 369,948 | 13 |
| Jul-18 | 3,600 | 3,340 | 3,380 | 5,021 | 35,108 | 126,994 | 22 |
| Aug-18 | 3,440 | 3,280 | 3,440 | 3,285 | 5,368 | 17,923 | 21 |
| Sep-18 | 3,500 | 3,140 | 3,290 | 2,286 | 2,744 | 9,088 | 19 |
| Oct-18 | 3,400 | 3,120 | 3,170 | 3,476 | 2,665 | 8,618 | 23 |
| Nov-18 | 3,230 | 3,000 | 3,050 | 2,822 | 2,694 | 8,431 | 21 |
| Dec-18 | 3,240 | 2,460 | 2,560 | 5,971 | 11,292 | 30,761 | 18 |
| Jan-19 | 2,770 | 2,440 | 2,750 | 3,478 | 28,206 | 71,106 | 22 |



| SHARES TRADED | 2018 | Jan-19 |
|----------------------|-------|--------|
| Volume (Million Sh.) | 638 | 28 |
| Value (Billion Rp) | 2,287 | 71 |
| Frequency (Thou. X) | 41 | 3 |
| Days | 148 | 22 |
| Price (Rupiah) | | |
| High | 3,700 | 2,770 |
| Low | 2,460 | 2,440 |
| Close | 2,560 | 2,750 |
| Close* | 2,560 | 2,750 |
| PER (X) | 51.78 | 55.63 |
| PER Industry (X) | 5.25 | 6.49 |
| PBV (X) | 3.19 | 3.43 |

* Adjusted price after corporate action