

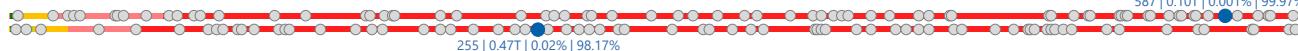
HELI Jaya Trishindo Tbk.

COMPANY REPORT : JANUARY 2019

Development Board
Industry Sector : Infrastructure, Utilities & Transportation (7)
Industry Sub Sector : Transportation (74)

As of 31 January 2019

Individual Index : 111.818
Listed Shares : 819,000,000
Market Capitalization : 100,737,000,000



COMPANY HISTORY

Established Date : 16-Apr-2007
Listing Date : 27-Mar-2018 (IPO Price: 110)
Underwriter IPO :
PT UOB Kay Hilan Sekuritas
Securities Administration Bureau :
PT Adimitra Jasa Korpora

SHAREHOLDERS (December 2018)

1. PT Startel Communication	398,300,000	: 48.63%
2. PT Komala Tri Varia	170,700,000	: 20.84%
3. UOB Kay Hian Pte Ltd.	69,533,600	: 8.49%
4. Public (<5%)	180,466,400	: 22.03%

BOARD OF COMMISSIONERS

1. Edwin Widjaja
 2. Erwin Budi Satria *)
- *) *Independent Commissioners*

DIVIDEND ANNOUNCEMENT

Year	Bonus Shares	Cash Dividend	Cum Date	Ex Date	Recording Date	Payment Date	F/I
-							

BOARD OF DIRECTORS

1. Gouw Erene Goetama
2. Benny Sidarta

ISSUED HISTORY

No.	Type of Listing	Shares	Listing Date	Trading Date
1.	First Issue	250,000,000	27-Mar-18	27-Mar-18
2.	Company Listing	569,000,000	27-Mar-18	27-Mar-18

AUDIT COMMITTEE

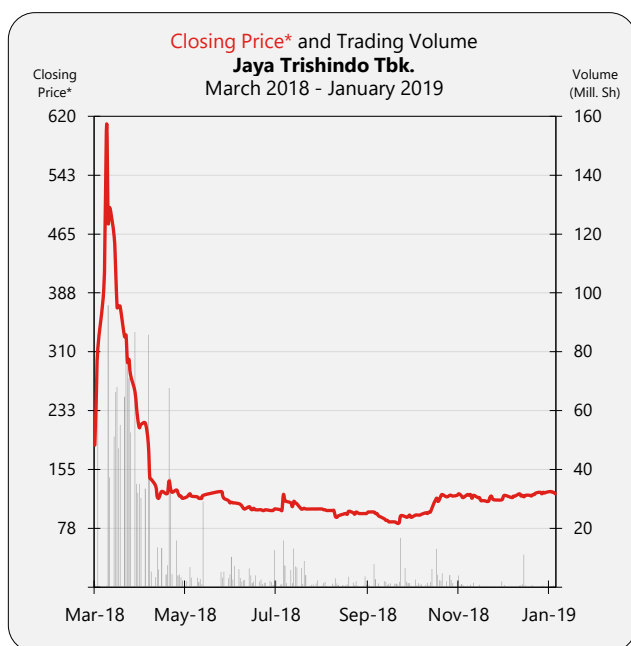
1. Benny Sidarta
2. Agus Cahyo Baskoro
3. M. Ghufon

CORPORATE SECRETARY

Erwin Budi Satria

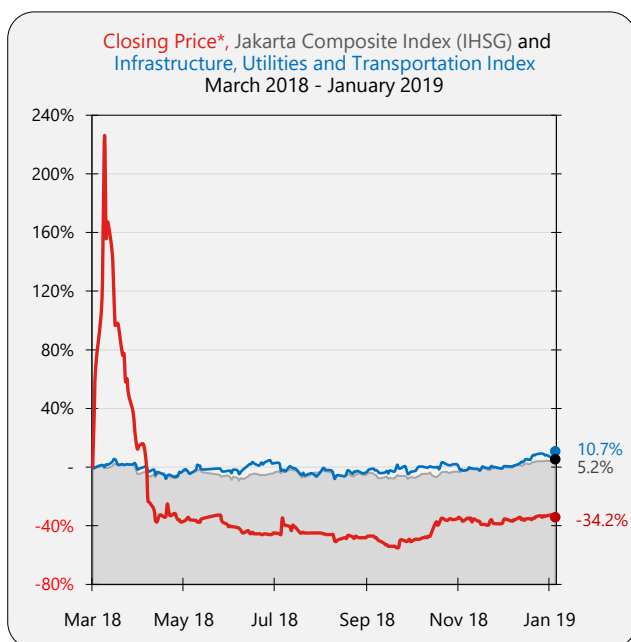
HEAD OFFICE

Grand Aries Niaga
Jl. Tamn Aries Blok E1/1A
Jakarta 11620
Phone : (021) 590-0022
Fax : (021) 5890-0033
Homepage : www.jatigroup.com
Email : corsec@jatigroup.com



TRADING ACTIVITIES

Month	Closing Price			Freq. (X)	Volume (Thou. Sh.)	Value (Million Rp)	Day
	High	Low	Close				
Mar-18	314	187	314	24	65,085	7,219	3
Apr-18	760	206	216	177,796	1,030,843	363,610	21
May-18	224	108	120	42,574	337,169	52,627	20
Jun-18	137	107	111	13,982	79,188	9,571	13
Jul-18	116	100	101	11,650	63,808	6,707	22
Aug-18	130	100	101	10,728	89,266	9,865	21
Sep-18	105	89	99	4,915	24,109	2,357	19
Oct-18	113	79	95	6,227	57,944	5,451	23
Nov-18	132	91	118	6,579	57,668	6,652	21
Dec-18	125	109	121	813	9,127	1,082	18
Jan-19	130	105	123	672	18,318	2,216	22



SHARES TRADED	2018	Jan-19
Volume (Million Sh.)	1,814	18
Value (Billion Rp)	465	2
Frequency (Thou. X)	275	0.7
Days	181	22
Price (Rupiah)		
High	760	130
Low	79	105
Close	121	123
Close*	121	123
PER (X)	21.00	21.35
PER Industry (X)	9.50	10.05
PBV (X)	1.09	1.11

* Adjusted price after corporate action