

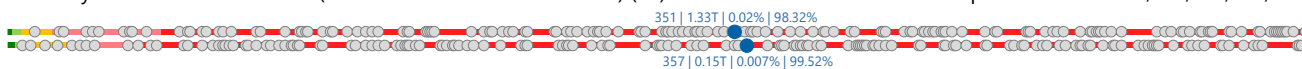
# INPS Indah Prakasa Sentosa Tbk.

## COMPANY REPORT : JANUARY 2019

Development Board  
Industry Sector : Trade, Services & Investment (9)  
Industry Sub Sector : Wholesale (Durable & Non-Durable Goods) (91)

## As of 31 January 2019

Individual Index : 739.130  
Listed Shares : 650,000,000  
Market Capitalization : 1,326,000,000,000



### COMPANY HISTORY

Established Date : 15-Jan-1988  
Listing Date : 06-Apr-2018 (IPO Price: 276)  
Underwriter IPO :  
PT Investindo Nusantara Sekuritas  
PT Jasa Utama Capital Sekuritas  
Securities Administration Bureau :  
PT Adimitra Jasa Korpora

### SHAREHOLDERS (December 2018)

1. UBS AG Singapore S/A PT Surya Perkasa Sentosa	450,000,000	: 69.23%
2. PT Sinar Ratu Sentosa	45,000,000	: 6.92%
3. PT JAP Asia Investment	44,108,200	: 6.79%
4. Public (<5%)	110,891,800	: 17.06%

### DIVIDEND ANNOUNCEMENT

Year	Bonus Shares	Cash Dividend	Cum Date	Ex Date	Recording Date	Payment Date	F/I
-							

### BOARD OF COMMISSIONERS

- Lies Erliawati Winata
  - Julius Sidharta \*)
- \*) *Independent Commissioners*

### ISSUED HISTORY

No.	Type of Listing	Shares	Listing Date	Trading Date
1.	First Issue	150,000,000	6-Apr-18	6-Apr-18
2.	Company Listing	500,000,000	6-Apr-18	6-Apr-18

### BOARD OF DIRECTORS

- Eddy Purwanto Winata
- Hadi Avilla Tamzil
- Lies Yuliana Winata

### AUDIT COMMITTEE

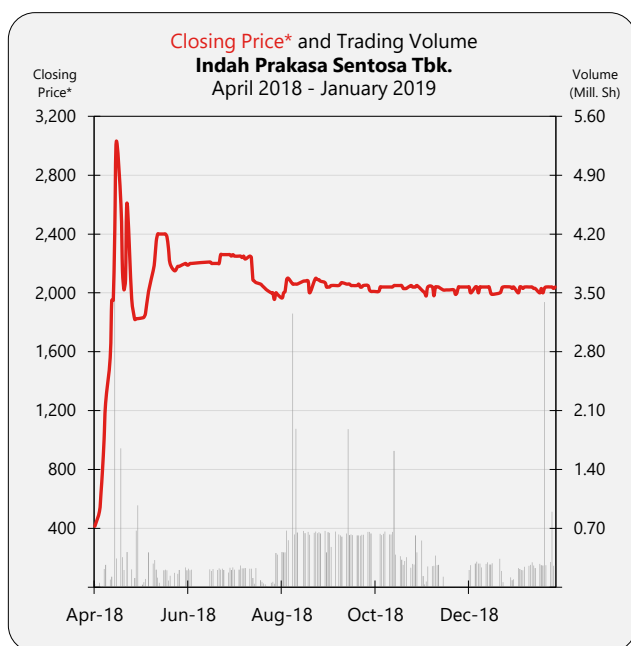
- Julius Sidharta
- Achmad Syafei
- Ari Binsar

### CORPORATE SECRETARY

Karya Bakti Kaban

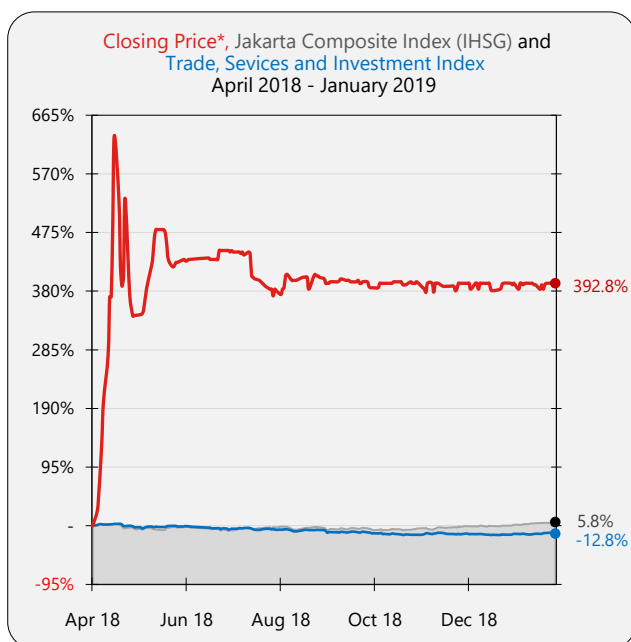
### HEAD OFFICE

Jl. Sunter Garden Raya Blok D8 No.3G-3H  
Jakarta Utara 14350  
Phone : (021) 6853-7620; 6583-7621  
Fax : (021) 6583-7838  
Homepage : [www.inprasegroup.co.id](http://www.inprasegroup.co.id)  
Email : [corporate.secretary@inprasegroup.co.id](mailto:corporate.secretary@inprasegroup.co.id)



## TRADING ACTIVITIES

Month	Closing Price			Freq. (X)	Volume (Thou. Sh.)	Value (Million Rp)	Day
	High	Low	Close				
Apr-18	3,700	414	1,960	3,175	9,105	15,369	16
May-18	2,500	1,600	2,180	5,240	4,701	9,649	20
Jun-18	2,300	2,100	2,260	5,197	2,751	6,085	13
Jul-18	2,260	1,970	2,000	7,220	3,366	7,444	22
Aug-18	2,300	1,955	2,080	11,432	15,566	31,844	21
Sep-18	2,080	1,985	2,050	8,212	12,848	26,215	19
Oct-18	2,050	1,990	2,040	6,182	10,827	21,990	20
Nov-18	2,050	1,970	2,040	1,837	3,609	7,337	17
Dec-18	2,040	1,950	2,040	609	3,834	7,802	15
Jan-19	2,050	1,990	2,040	2,464	8,858	17,882	22



SHARES TRADED	2018	Jan-19
Volume (Million Sh.)	67	9
Value (Billion Rp)	134	18
Frequency (Thou. X)	49	2
Days	163	22
<b>Price (Rupiah)</b>		
High	3,700	2,050
Low	414	1,990
Close	2,040	2,040
Close*	2,040	2,040
<b>PER (X)</b>		
PER (X)	-103.30	-103.30
PER Industry (X)	5.25	6.49
PBV (X)	9.41	9.41

\* Adjusted price after corporate action