

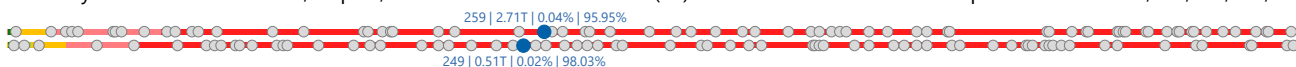
# IPCC Indonesia Kendaraan Terminal Tbk.

## COMPANY REPORT : JANUARY 2019

As of 31 January 2019

Development Board  
Industry Sector : Infrastructure, Utilities & Transportation (7)  
Industry Sub Sector : Toll Road, Airport, Harbor And Allied Products (72)

Individual Index : 90.854  
Listed Shares : 1,818,384,820  
Market Capitalization : 2,709,393,381,800



### COMPANY HISTORY

Established Date : 05-Nov-2012  
Listing Date : 09-Jul-2018 (IPO Price: 1,640)  
Underwriter IPO :  
PT Bahana Sekuritas (Affiliated)  
PT Mandiri Sekuritas (Affiliated)  
Securities Administration Bureau :  
PT Edi Indonesia

### SHAREHOLDERS (December 2018)

1. PT Pelabuhan Indonesia II (Persero) 1,296,144,749 : 71.28%  
2. Public (<5%) 522,240,071 : 28.72%

### DIVIDEND ANNOUNCEMENT

| Year | Bonus Shares | Cash Dividend | Cum Date | Ex Date | Recording Date | Payment Date | F/I |
|------|--------------|---------------|----------|---------|----------------|--------------|-----|
| -    |              |               |          |         |                |              |     |

### BOARD OF COMMISSIONERS

1. Elvyn G Masassya \*)
2. Bay Mokhamad Hasani \*)
3. M. Fathoni Akbar \*)
4. Marta Hardisarwono

\*) Independent Commissioners

### ISSUED HISTORY

| No. | Type of Listing | Shares        | Listing Date | Trading Date |
|-----|-----------------|---------------|--------------|--------------|
| 1.  | First Issue     | 509,147,700   | 9-Jul-18     | 9-Jul-18     |
| 2.  | Company Listing | 1,309,237,120 | 9-Jul-18     | 9-Jul-18     |

### BOARD OF DIRECTORS

1. Chiefy Adi K
2. Arif Isnawan
3. Indra Hidayat Sani
4. Salusra Wijaya
5. Sugeng Mulyadi

### AUDIT COMMITTEE

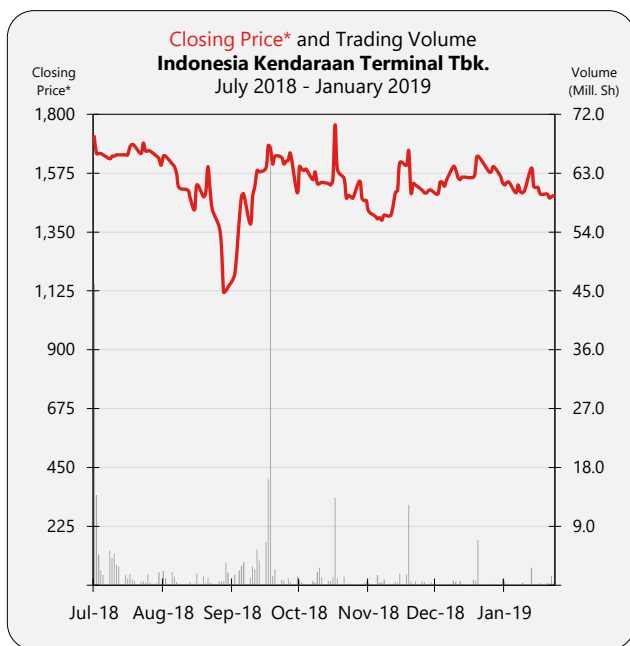
1. Bay Mokhamad Hasani
2. Dyah Ayu Anggraheni
3. M. Fathini Akbar

### CORPORATE SECRETARY

Sofyan Gumelar

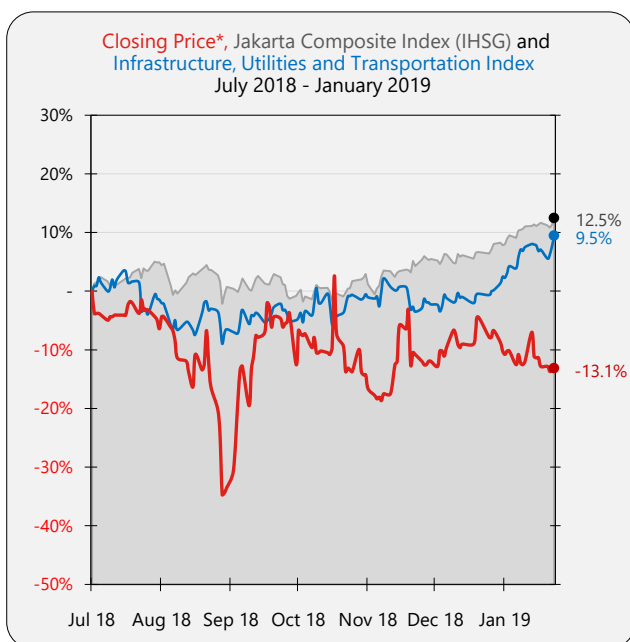
### HEAD OFFICE

Jl. Sindang Laut No. 100 Rt: 006/008, Kalibaru  
Jakarta  
Phone : (021) 4393-2251  
Fax : (021) 4393-2250  
Homepage : [www.indonesiacarterminal.co.id](http://www.indonesiacarterminal.co.id)  
Email : [corsec@indonesia.co.id](mailto:corsec@indonesia.co.id)



**TRADING ACTIVITIES**

| Month  | Closing Price |       |       | Freq. (X) | Volume (Thou. Sh.) | Value (Million Rp) | Day |
|--------|---------------|-------|-------|-----------|--------------------|--------------------|-----|
|        | High          | Low   | Close |           |                    |                    |     |
| Jul-18 | 1,750         | 1,600 | 1,690 | 5,649     | 95,856             | 159,372            | 17  |
| Aug-18 | 1,690         | 1,350 | 1,435 | 3,209     | 18,023             | 28,354             | 21  |
| Sep-18 | 1,680         | 995   | 1,640 | 7,174     | 124,143            | 197,989            | 19  |
| Oct-18 | 1,760         | 1,480 | 1,490 | 2,205     | 31,488             | 51,958             | 23  |
| Nov-18 | 1,665         | 1,350 | 1,530 | 1,844     | 23,003             | 36,368             | 21  |
| Dec-18 | 1,640         | 1,450 | 1,640 | 681       | 12,429             | 19,760             | 18  |
| Jan-19 | 1,640         | 1,480 | 1,490 | 861       | 8,296              | 12,558             | 22  |



| SHARES TRADED         | 2018  | Jan-19 |
|-----------------------|-------|--------|
| Volume (Million Sh.)  | 305   | 8      |
| Value (Billion Rp)    | 494   | 13     |
| Frequency (Thou. X)   | 21    | 0.9    |
| Days                  | 119   | 22     |
| <b>Price (Rupiah)</b> |       |        |
| High                  | 1,760 | 1,640  |
| Low                   | 995   | 1,480  |
| Close                 | 1,640 | 1,490  |
| Close*                | 1,640 | 1,490  |
| PER (X)               | 15.25 | 13.86  |
| PER Industry (X)      | 9.50  | 10.05  |
| PBV (X)               | 2.68  | 2.43   |

\* Adjusted price after corporate action