

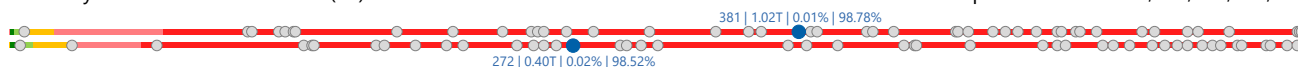
JSKY Sky Energy Indonesia Tbk.

COMPANY REPORT : JANUARY 2019

Main Board
Industry Sector : Miscellaneous Industry (4)
Industry Sub Sector : Electronics (46)

As of 31 January 2019

Individual Index : 251.250
Listed Shares : 1,016,270,000
Market Capitalization : 1,021,351,350,000



COMPANY HISTORY

Established Date : 04-Jul-2008
Listing Date : 28-Mar-2018 (IPO Price: 400)
Underwriter IPO :
PT Mirae Asset Sekuritas Indonesia
Securities Administration Bureau :
PT Bima Registra

SHAREHOLDERS (December 2018)

1. PT Trinitan Global Pasifik	706,330,000	: 69.50%
2. Hitachi High Technologies Pte. Lte.	106,684,000	: 10.50%
3. PT Asuransi Jiwa Adisarana Wanaartha - Desk 1	80,088,400	: 7.88%
4. PT Asuransi Jiwa Adisarana Wanaartha-Desk 3	56,497,200	: 5.56%
5. Public (<5%)	66,670,400	: 6.56%

BOARD OF COMMISSIONERS

1. Ferry Joedianto Robertus Tandiono
 2. Henry Gamra Rachmat *)
 3. Richard Tandiono
- *) *Independent Commissioners*

DIVIDEND ANNOUNCEMENT

Year	Bonus Shares	Cash Dividend	Cum Date	Ex Date	Recording Date	Payment Date	F/I
-							

BOARD OF DIRECTORS

1. Jackson Tandiono
2. Hengky Loa
3. Naoki Ishikawa
4. Pui Siat Ha

ISSUED HISTORY

No.	Type of Listing	Shares	Listing Date	Trading Date
1.	First Issue	203,256,000	28-Mar-18	28-Mar-18
2.	Company Listing	813,014,000	28-Mar-18	28-Mar-18

AUDIT COMMITTEE

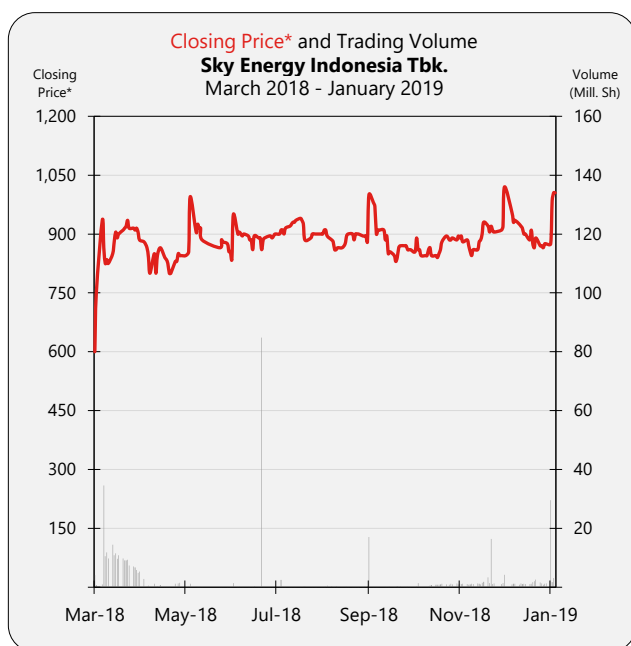
1. Henry Gamra Rachmat
2. Andre Parlindungan
3. Yenny Goei

CORPORATE SECRETARY

Kartika Perdana Sari

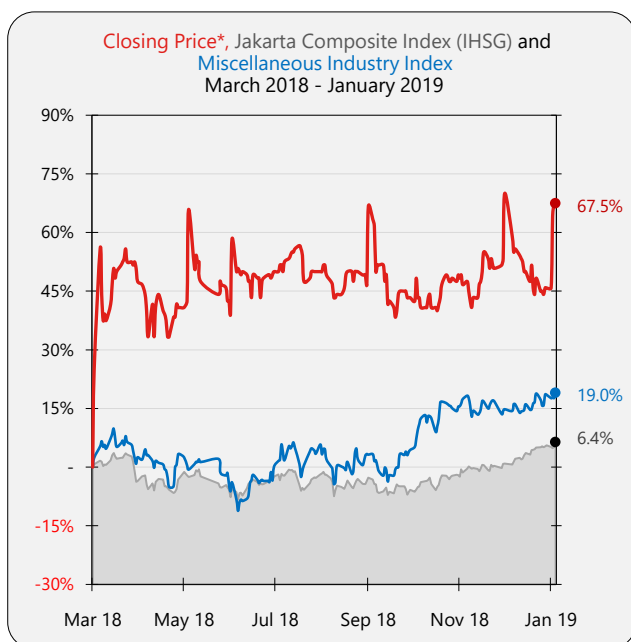
HEAD OFFICE

Graha Mas Fatmawati B/10
Jl. RS. Fatmawati No.71, Cipete Utara, Kebayoran Baru
Phone : (021) 8686-3335
Fax : (021) 8686-3339
Homepage : www.sky-energy.co.id
Email : corporate@sky-energy.co.id



TRADING ACTIVITIES

Month	Closing Price			Freq. (X)	Volume (Thou. Sh.)	Value (Million Rp)	Day
	High	Low	Close				
Mar-18	750	600	750	54	4,851	2,236	2
Apr-18	1,165	800	880	46,548	201,934	181,114	21
May-18	1,000	780	995	1,860	9,215	7,846	20
Jun-18	970	825	950	503	2,072	1,868	13
Jul-18	1,000	860	910	580	88,502	78,527	21
Aug-18	940	875	895	376	1,885	1,712	21
Sep-18	1,000	850	1,000	388	19,148	13,993	18
Oct-18	1,000	830	860	352	3,227	2,806	21
Nov-18	900	825	880	3,773	15,939	13,931	19
Dec-18	1,020	845	1,020	6,292	41,981	38,317	18
Jan-19	1,080	865	1,005	5,416	61,193	54,484	22



SHARES TRADED	2018	Jan-19
Volume (Million Sh.)	389	61
Value (Billion Rp)	342	54
Frequency (Thou. X)	61	5
Days	174	22
Price (Rupiah)		
High	1,165	1,080
Low	600	865
Close	1,020	1,005
Close*	1,020	1,005
PER (X)		
PER (X)	37.21	36.66
PER Industry (X)	16.15	17.64
PBV (X)	5.07	4.99

* Adjusted price after corporate action