

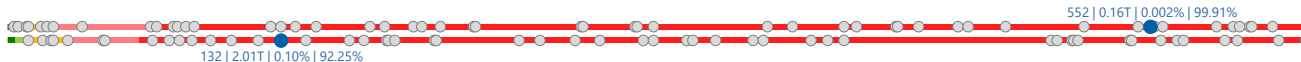
KPAS Cottonindo Ariesta Tbk.

COMPANY REPORT : JANUARY 2019

Development Board
Industry Sector : Consumer Goods Industry (5)
Industry Sub Sector : Cosmetics And Household (54)

As of 31 January 2019

Individual Index : 120.238
Listed Shares : 768,000,000
Market Capitalization : 155,136,000,000



COMPANY HISTORY

Established Date : 02-Sep-1993
Listing Date : 10-Oct-2018 (IPO Price: 168)
Underwriter IPO :
PT UOB Kay Hian Sekuritas
Securities Administration Bureau :
PT Adimitra Jasa Korpora

SHAREHOLDERS (December 2018)

1. Marting Djapar	215,000,000	: 27.99%
2. Jeanny Ariestina Halim	115,400,000	: 15.03%
3. Hendry Ligiono	65,400,000	: 8.52%
4. Albert Yan Katili	50,000,000	: 6.51%
5. Stella	50,000,000	: 6.51%
6. Public (<5%)	272,200,000	: 35.44%

BOARD OF COMMISSIONERS

1. Jeanny Ariestina Halim
 2. Hendry Ligiono
 3. Yohanes Wahyu Tanoto Tan *)
- *) *Independent Commissioners*

DIVIDEND ANNOUNCEMENT

Year	Bonus Shares	Cash Dividend	Cum Date	Ex Date	Recording Date	Payment Date	F/I
-							

BOARD OF DIRECTORS

1. Marting Djapar
2. Albert Yan Katili
3. Fransiskus Toni
4. Johan Kurniawan
5. Stella

ISSUED HISTORY

No.	Type of Listing	Shares	Listing Date	Trading Date
1.	First Issue	268,000,000	5-Oct-18	5-Oct-18
2.	Company Listing	500,000,000	5-Oct-18	5-Oct-18

AUDIT COMMITTEE

1. Yohanes Wahyu Tanoto Tan
2. Desideria Kusuma
3. Dwiapriantya Supriadi

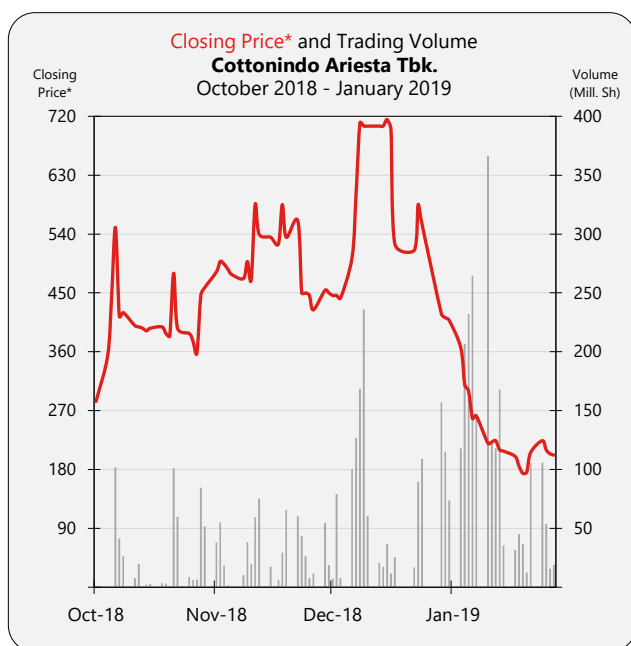
CORPORATE SECRETARY

Johan Kurniawan

HEAD OFFICE

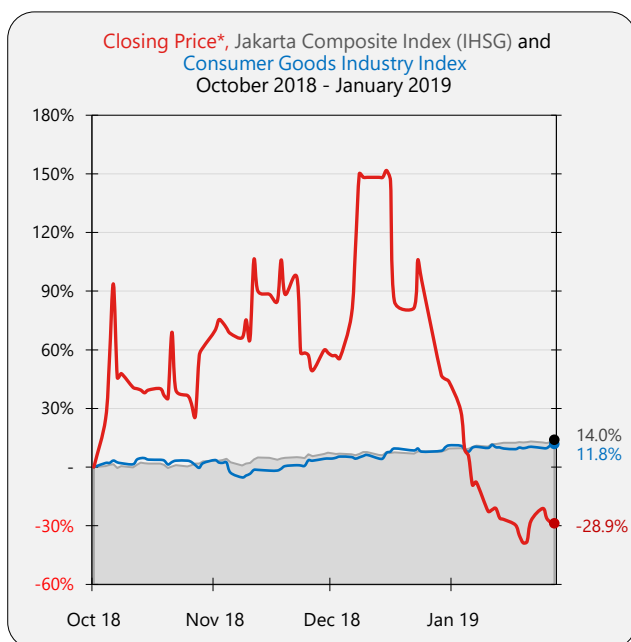
JL Raya Cipendeuy No.414, Desa Karang Mukti
Jawa Barat
Phone : 62260 – 713 320, 713 326, 713 336
Fax : (021) 6471-3220
Homepage : www.cottonindo.com
Email : corsec@cottonindo.com

KPAS Cottonindo Ariesta Tbk.



TRADING ACTIVITIES

Month	Closing Price			Freq. (X)	Volume (Thou. Sh.)	Value (Million Rp)	Day
	High	Low	Close				
Oct-18	565	284	358	49,174	392,809	183,551	19
Nov-18	680	350	424	118,452	721,288	373,831	21
Dec-18	785	418	555	148,493	1,187,140	732,504	18
Jan-19	600	171	202	264,103	2,547,175	715,419	22



SHARES TRADED	2018	Jan-19
Volume (Million Sh.)	2,301	2,547
Value (Billion Rp)	1,290	715
Frequency (Thou. X)	316	264
Days	58	22
Price (Rupiah)		
High	785	600
Low	284	171
Close	555	202
Close*	555	202
PER (X)		
PER (X)	140.39	51.10
PER Industry (X)	24.94	36.52
PBV (X)	4.77	1.74

* Adjusted price after corporate action