

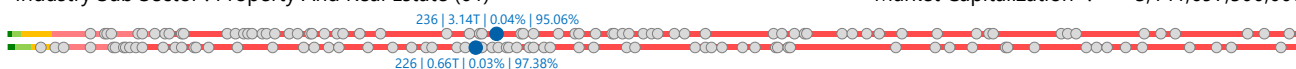
LAND Trimitra Propertindo Tbk.

COMPANY REPORT : JANUARY 2019

Development Board
Industry Sector : Property, Real Estate & Building Construction (6)
Industry Sub Sector : Property And Real Estate (61)

As of 31 January 2019

Individual Index : 288.462
Listed Shares : 2,792,620,000
Market Capitalization : 3,141,697,500,000



COMPANY HISTORY

Established Date : 13-Dec-2012
Listing Date : 18-Sep-2018 (IPO Price: 390)
Underwriter IPO :
PT UOB Kay Hian Sekuritas
Securities Administration Bureau :
PT Raya Saham Registra

SHAREHOLDERS (December 2018)

1. Graha Mulia Indotama	1,029,853,200	: 36.88%
2. Tridaya Bangun Cipta	989,466,800	: 35.43%
3. Public (<5%)	773,300,000	: 27.69%

DIVIDEND ANNOUNCEMENT

Year	Bonus Shares	Cash Dividend	Cum Date	Ex Date	Recording Date	Payment Date	F/I
------	--------------	---------------	----------	---------	----------------	--------------	-----

BOARD OF COMMISSIONERS

1. Tan Ping
2. Mariano Halilintar *)
*) *Independent Commissioners*

ISSUED HISTORY

No.	Type of Listing	Shares	Listing Date	Trading Date
1.	First Issue	2,019,320,000	23-Aug-18	23-Aug-18
2.	Company Listing	773,300,000	23-Aug-18	23-Aug-18

BOARD OF DIRECTORS

1. Suryadi
2. Andi Dharma Alamsyah
3. Willy

AUDIT COMMITTEE

1. Mariano Halilintar
2. Dicky Zainuddin Putra
3. Rio Handono

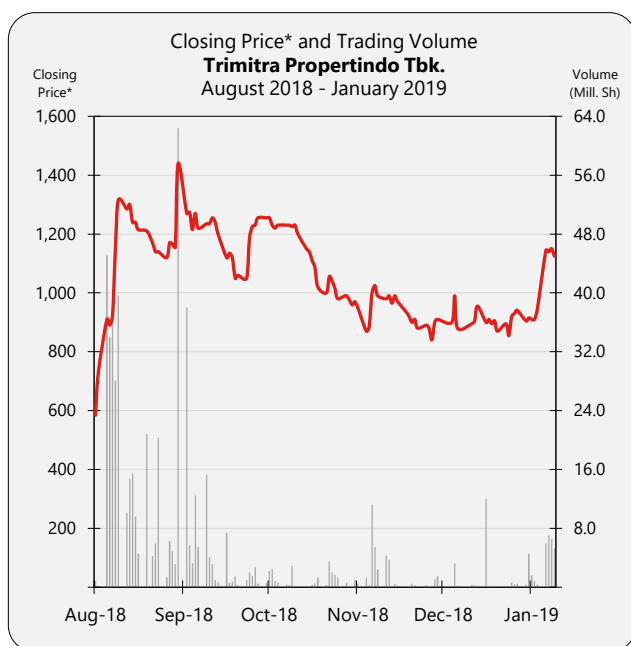
CORPORATE SECRETARY

Reza Mahastra

HEAD OFFICE

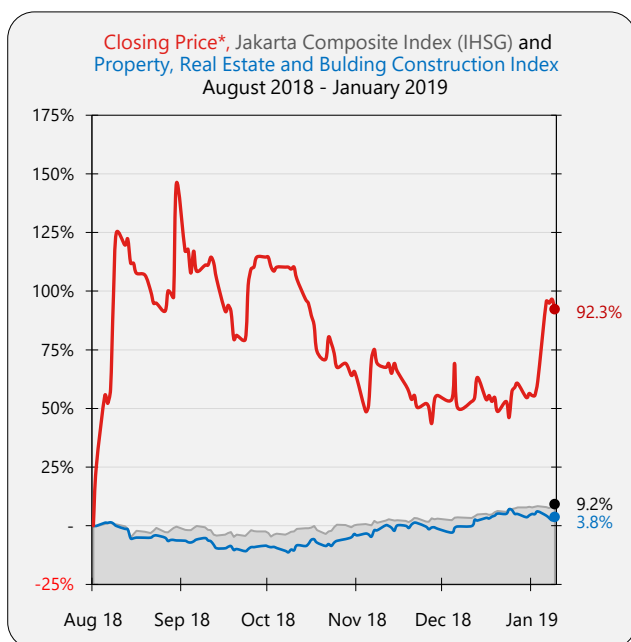
Parkland Avenue, Ground Floor
Jl. Raya Serpong no 89, Serpong Tangerang Selatan
Jakarta 10270
Phone : (021) 538 9388
Fax :
Homepage : www.trimitraland.com
Email : info@trimitraland.com

LAND Trimitra Propertindo Tbk.



TRADING ACTIVITIES

Month	Closing Price			Freq. (X)	Volume (Thou. Sh.)	Value (Million Rp)	Day
	High	Low	Close				
Aug-18	1,435	585	1,315	26,348	185,912	187,322	7
Sep-18	1,485	1,020	1,220	49,588	248,743	307,135	19
Oct-18	1,305	1,000	1,225	15,535	52,532	63,687	23
Nov-18	1,260	845	990	11,265	34,283	33,237	21
Dec-18	1,040	840	880	3,566	16,329	15,510	18
Jan-19	1,210	800	1,125	14,296	47,328	48,256	22



SHARES TRADED	2018	Jan-19
Volume (Million Sh.)	538	47
Value (Billion Rp)	607	48
Frequency (Thou. X)	106	14
Days	88	22
Price (Rupiah)		
High	1,485	1,210
Low	585	800
Close	880	1,125
Close*	880	1,125
PER (X)		
PER (X)	143.68	183.68
PER Industry (X)	27.07	28.17
PBV (X)	4.66	5.95

* Adjusted price after corporate action