

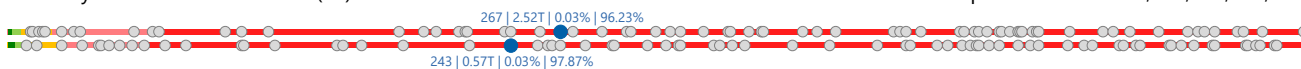
MOLI Madusari Murni Indah Tbk.

COMPANY REPORT : JANUARY 2019

Development Board
Industry Sector : Basic Industry& Chemicals (3)
Industry Sub Sector : Chemicals (34)

As of 31 January 2019

Individual Index : 186.207
Listed Shares : 2,334,888,498
Market Capitalization : 2,521,679,577,840



COMPANY HISTORY

Established Date : 24-Jul-1959
Listing Date : 28-Sep-2018 (IPO Price: 580)
Underwriter IPO :
PT Sucor Sekuritas
Securities Administration Bureau :
PT Adimitra Jasa Korpora

SHAREHOLDERS (December 2018)

1. PT Cropsco Panen Indonusa	1,102,292,593	47.21%
2. Handjojo Rustanto	287,399,941	12.31%
3. Indra Winarno	143,877,817	6.16%
4. Henry Rustanto	143,699,970	6.15%
5. Public (<5%)	657,618,177	28.16%

BOARD OF COMMISSIONERS

1. Indra Nathan Kumnadi
2. Kanaka Puradiredja *)
3. Karim Panjaitan

*) *Independent Commissioners*

DIVIDEND ANNOUNCEMENT

Year	Bonus Shares	Cash Dividend	Cum Date	Ex Date	Recording Date	Payment Date	F/I
-	-	-	-	-	-	-	-

BOARD OF DIRECTORS

1. Galumbang Menak
2. Jimmy Kadir
3. Yopie Widjaja

ISSUED HISTORY

No.	Type of Listing	Shares	Listing Date	Trading Date
1.	First Issue	1,983,888,498	30-Aug-18	30-Aug-18
2.	Company Listing	351,000,000	30-Aug-18	30-Aug-18

AUDIT COMMITTEE

1. Kanaka Puradiredja
2. Nandan Purwitasari
3. Setiyono Miharjo

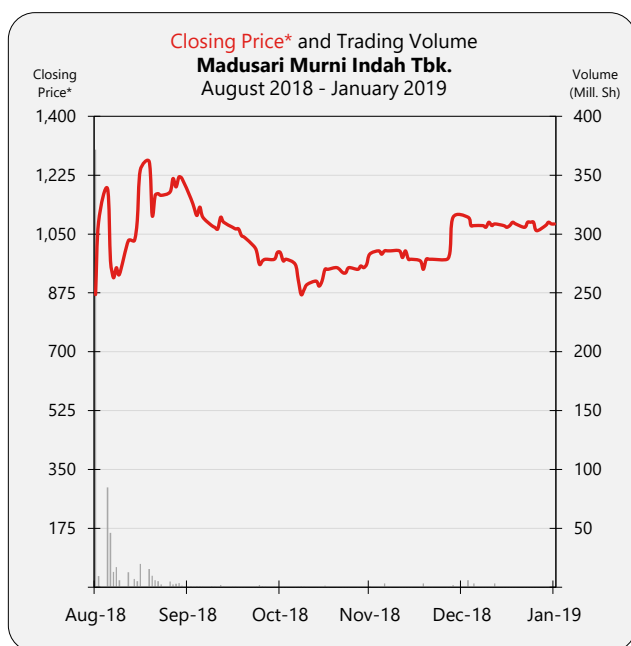
CORPORATE SECRETARY

Henry Rizard Rumopa

HEAD OFFICE

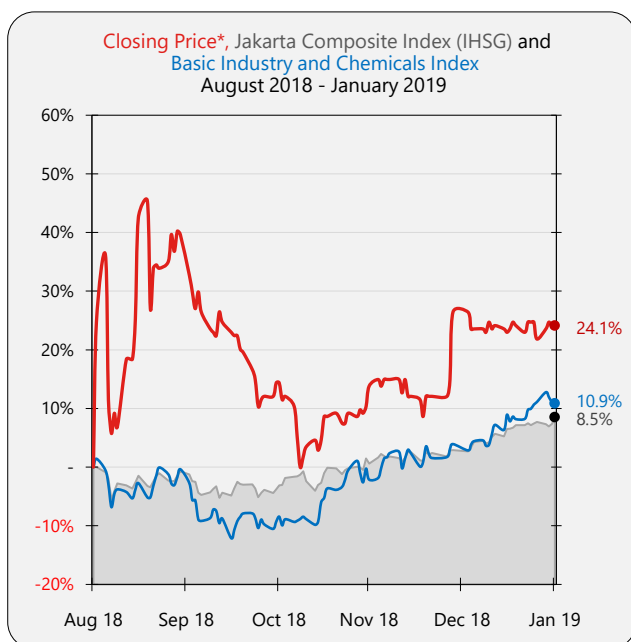
Jl. Sumber Waras No.255
Lawang - Malang
Jawa Timur 65141
Phone : (0341) 426 681
Fax : (0341) 426 222
Homepage : www.molindo.co.id
Email : corsec@molindo.co.id

MOLI Madusari Murni Indah Tbk.



TRADING ACTIVITIES

Month	Closing Price			Freq. (X)	Volume (Thou. Sh.)	Value (Million Rp)	Day
	High	Low	Close				
Aug-18	1,085	870	1,085	595	381,141	226,838	2
Sep-18	1,355	780	1,215	64,803	265,108	299,433	19
Oct-18	1,230	935	995	3,951	13,265	13,767	23
Nov-18	990	850	990	1,920	7,301	6,780	21
Dec-18	1,140	945	1,100	1,432	10,372	10,351	18
Jan-19	1,110	1,035	1,080	532	14,007	13,999	22



SHARES TRADED	2018	Jan-19
Volume (Million Sh.)	677	14
Value (Billion Rp)	557	14
Frequency (Thou. X)	73	0.5
Days	83	22
Price (Rupiah)		
High	1,355	1,110
Low	780	1,035
Close	1,100	1,080
Close*	1,100	1,080
PER (X)		
PER (X)	30.25	29.70
PER Industry (X)	13.74	15.89
PBV (X)	2.24	2.20

* Adjusted price after corporate action