

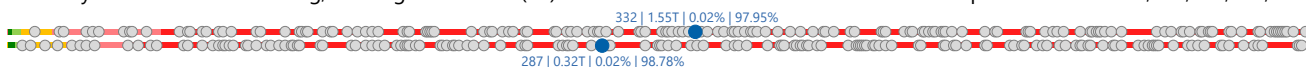
# MSIN MNC Studios International Tbk.

## COMPANY REPORT : JANUARY 2019

Development Board  
Industry Sector : Trade, Services & Investment (9)  
Industry Sub Sector : Advertising, Printing And Media (95)

## As of 31 January 2019

Individual Index : 59.600  
Listed Shares : 5,202,000,000  
Market Capitalization : 1,550,196,000,000



### COMPANY HISTORY

Established Date : 13-Jul-2000  
Listing Date : 08-Jun-2018 (IPO Price: 500)  
Underwriter IPO :  
PT CGS-CIMB Sekuritas Indonesia  
PT Mandiri Sekuritas & PT MNC Sekuritas (Affiliated)  
Securities Administration Bureau :  
PT Edi Indonesia

### SHAREHOLDERS (December 2018)

1. PT Media Nusantara Citra Tbk. 3,641,999,990 : 70.01%  
2. HSBC-Fund Svs A/C Value Partners Greater China High Yield Income Fund 398,500,000 : 7.66%  
3. Public (<5%) 1,161,500,010 : 22.33%

### DIVIDEND ANNOUNCEMENT

Year	Bonus Shares	Cash Dividend	Cum Date	Ex Date	Recording Date	Payment Date	F/I
------	--------------	---------------	----------	---------	----------------	--------------	-----

### BOARD OF COMMISSIONERS

- Noersing
- Andry Wisnu \*)
- Angela Herliani Tanoesoedibjo
- Djaja Setia \*)
- Kanti Mirdiati Imansyah
- Liliana Tanaja

\*) *Independent Commissioners*

### ISSUED HISTORY

No.	Type of Listing	Shares	Listing Date	Trading Date
1.	First Issue	1,560,000,000	8-Jun-18	8-Jun-18
2.	Company Listing	3,642,000,000	8-Jun-18	8-Jun-18

### BOARD OF DIRECTORS

- Ella Kartika
- Dewi Tembaga
- Endang Mayawati
- Titan Hermawan
- Valencia Herliani Tanoesoedibjo

### AUDIT COMMITTEE

- Djaja Setia
- Andry Wisnu
- Fransiska Therik

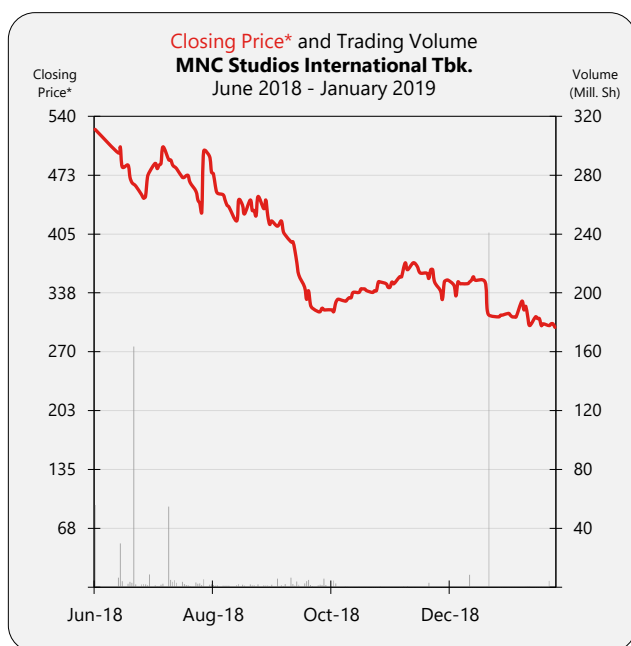
### CORPORATE SECRETARY

Hatunggal Muda Siregar

### HEAD OFFICE

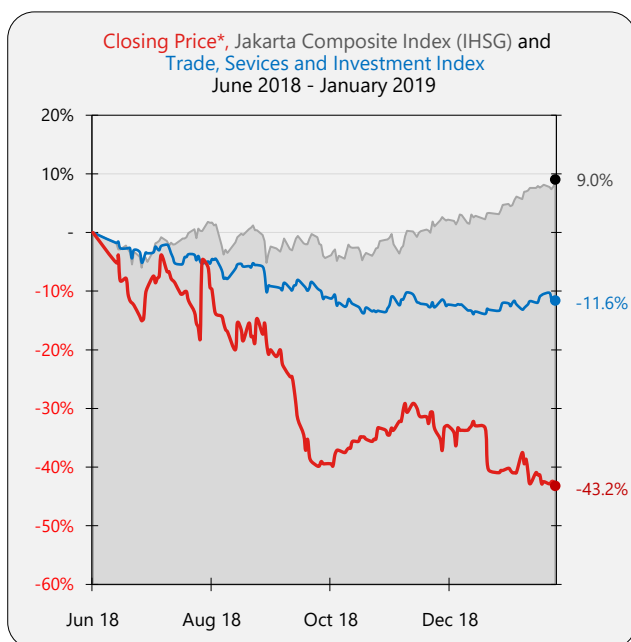
iNews Center, 5th Floor, MNC Center Complex  
Jl.K.H. Wahid Hasyim No.28  
Jakarta 10340  
Phone : (021) 3190-0001  
Fax : (021) 3190-0002  
Homepage : [www.msi.id](http://www.msi.id)  
Email : [corsec.msi@mncgroup.com](mailto:corsec.msi@mncgroup.com)

# MSIN MNC Studios International Tbk.



## TRADING ACTIVITIES

Month	Closing Price			Freq. (X)	Volume (Thou. Sh.)	Value (Million Rp)	Day
	High	Low	Close				
Jun-18	550	440	460	42,521	270,729	135,970	9
Jul-18	510	424	444	33,591	108,500	53,265	22
Aug-18	500	410	448	11,162	33,849	15,259	21
Sep-18	448	308	320	20,375	45,413	17,394	19
Oct-18	348	310	340	4,801	21,999	7,323	23
Nov-18	376	334	350	1,267	6,539	2,335	21
Dec-18	360	310	312	730	250,199	85,436	18
Jan-19	348	294	298	1,948	7,517	2,295	22



SHARES TRADED	2018	Jan-19
Volume (Million Sh.)	737	8
Value (Billion Rp)	317	2
Frequency (Thou. X)	114	2
Days	133	22
<b>Price (Rupiah)</b>		
High	550	348
Low	308	294
Close	312	298
Close*	312	298
<b>PER (X)</b>		
PER (X)	7.24	6.92
PER Industry (X)	5.25	6.49
PBV (X)	1.32	1.26

\* Adjusted price after corporate action