

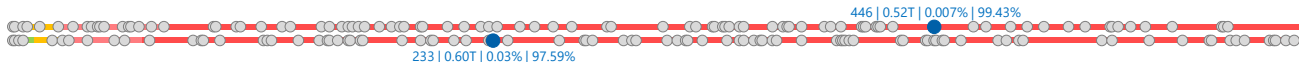
NAGA Bank Mitraniaga Tbk.

COMPANY REPORT : JANUARY 2019

Main Board
Industry Sector : Finance (8)
Industry Sub Sector : Bank (81)

As of 31 January 2019

Individual Index : 177.778
Listed Shares : 1,612,710,000
Market Capitalization : 516,067,200,000



COMPANY HISTORY

Established Date : 29-Jul-1989
Listing Date : 09-Jul-2013 (IPO Price: 180)
Underwriter IPO :
PT Andalan Artha Advisindo Sekuritas
Securities Administration Bureau :
PT Adimitra Jasa Korpora

BOARD OF COMMISSIONERS

1. Yeo Willy Yonathan
 2. Budoyo *)
 3. Gaguk Hartadi *)
- *) *Independent Commissioners*

BOARD OF DIRECTORS

1. Muhammad Nurcahyono
2. Alexander Frans Rori
3. Paberd Leonard Hutagaol

AUDIT COMMITTEE

1. Budoyo
2. Laosma Tulus L Tobing
3. Tisno

CORPORATE SECRETARY

Handry Husein

HEAD OFFICE

Wisma 77
Jl. Letjen S. Parman Kav 77
Slipi, Jakarta Barat 11410
Phone : (021) 548-1877
Fax : (021) 548-1848; 548-1312
Homepage : www.bankmitraniaga.co.id
Email : handry.husein@bankmitraniaga.co.id

SHAREHOLDERS (December 2018)

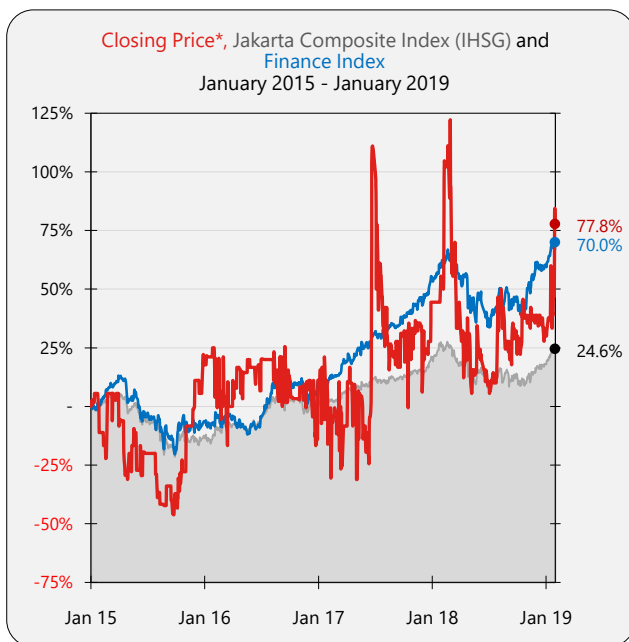
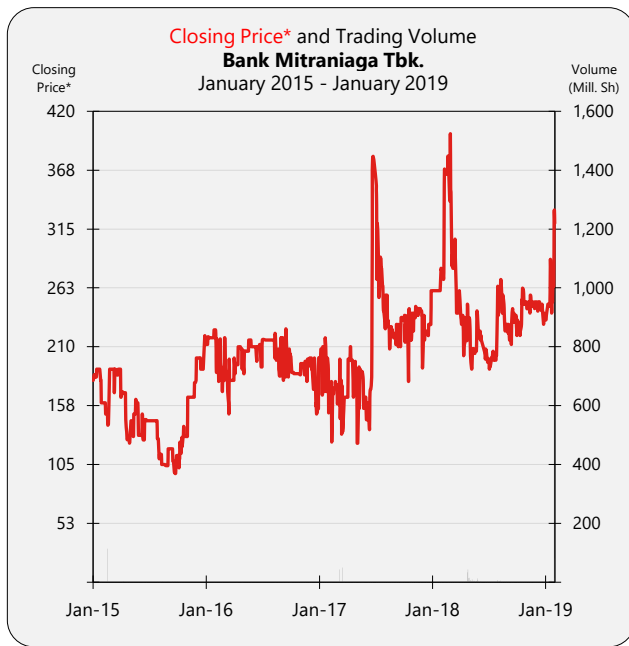
1. Yeo Willy Yonathan	1,174,000,000	: 72.80%
2. PT Sarana Steel	161,111,500	: 9.99%
3. Kamtono Kosasih	83,164,800	: 5.16%
4. Public (<5%)	194,433,700	: 12.06%

DIVIDEND ANNOUNCEMENT

Year	Bonus Shares	Cash Dividend	Cum Date	Ex Date	Recording Date	Payment Date	F/I
-	-	-	-	-	-	-	-

ISSUED HISTORY

No.	Type of Listing	Shares	Listing Date	Trading Date
1.	First Issue	445,000,000	9-Jul-13	9-Jul-13
2.	Company Listing	1,167,710,000	9-Jul-13	9-Jul-13



SHARES TRADED	2015	2016	2017	2018	Jan-19
Volume (Million Sh.)	142	0.8	97	279	1,336
Value (Billion Rp)	23	0.2	21	66	534
Frequency (Thou. X)	0.4	0.5	2	26	14
Days	97	149	193	208	22
Price (Rupiah)					
High	219	230	382	498	394
Low	90	150	108	180	230
Close	212	200	260	236	320
Close*	212	200	260	236	320
PER (X)					
PER (X)	30.80	29.06	55.01	39.87	54.05
PER Industry (X)	25.09	20.71	19.10	25.63	24.30
PBV (X)	1.61	1.40	1.84	1.85	2.49

* Adjusted price after corporate action

TRADING ACTIVITIES

Month	Closing Price			Freq. (X)	Volume (Thou. Sh.)	Value (Million Rp)	Day
	High	Low	Close				
Jan-15	190	160	160	18	17	3	8
Feb-15	190	140	190	8	114,003	19,494	5
Mar-15	190	169	190	11	4	0.7	7
Apr-15	190	112	126	135	4,224	714	15
May-15	163	120	131	17	183	20	7
Jun-15	150	99	144	27	2,353	340	9
Jul-15	128	100	128	8	2,466	338	2
Aug-15	114	104	104	35	9,625	993	9
Sep-15	119	90	110	32	5,754	574	9
Oct-15	139	99	130	60	2,940	302	14
Nov-15	199	130	180	6	4	0.6	4
Dec-15	219	190	212	10	40	8	8
Jan-16	230	191	225	43	98	21	12
Feb-16	217	170	180	54	47	9	17
Mar-16	219	150	180	44	62	10	13
Apr-16	215	162	200	44	86	17	15
May-16	216	186	210	23	8	2	8
Jun-16	212	192	192	17	40	8	6
Jul-16	216	216	216	12	37	8	3
Aug-16	222	175	197	44	169	34	10
Sep-16	230	180	202	90	161	32	21
Oct-16	218	185	185	24	25	5	8
Nov-16	208	170	193	51	60	11	21
Dec-16	204	150	200	45	31	6	15
Jan-17	220	132	151	80	219	44	19
Feb-17	200	121	159	98	157	25	15
Mar-17	216	127	165	62	93,331	19,623	17
Apr-17	220	160	174	43	48	9	11
May-17	256	115	165	167	247	44	14
Jun-17	382	108	378	588	1,577	411	15
Jul-17	378	230	234	625	749	206	21
Aug-17	262	175	222	219	289	65	21
Sep-17	242	180	234	90	143	32	14
Oct-17	268	179	228	183	134	32	18
Nov-17	250	182	191	58	48	11	16
Dec-17	280	204	260	43	24	5	12
Jan-18	280	252	278	28	55	15	4
Feb-18	422	264	400	114	367	128	16
Mar-18	498	220	260	408	2,649	793	21
Apr-18	304	196	236	9,758	113,872	28,314	21
May-18	250	184	218	9,352	82,968	17,701	20
Jun-18	232	194	196	875	9,737	2,076	13
Jul-18	266	180	264	1,771	17,026	3,962	22
Aug-18	274	224	228	2,808	29,485	7,499	21
Sep-18	246	212	238	137	1,907	444	13
Oct-18	266	218	250	370	6,894	1,687	23
Nov-18	258	240	250	100	4,377	1,093	17
Dec-18	252	230	236	195	9,899	2,437	17
Jan-19	394	230	320	14,146	1,336,119	534,196	22

BALANCE SHEET	Dec-14	Dec-15	Dec-16	Dec-17	Sep-18
<i>(in Million Rp, except Par Value)</i>					
Cash on Hand	9,542	10,682	15,821	12,719	7,155
Placements with Other Banks	380,239	281,571	178,764	340,835	72,800
Marketable Securities	28,852	48,400	432,352	15,446	548,005
Loans	877,367	1,068,335	996,142	944,067	972,457
Investment	-	-	-	-	-
Fixed Assets	1,340	390,817	23,041	22,214	21,377
Other Assets	19,185	934	25,219	2,025	27,234
Total Assets	1,892,362	2,038,205	2,242,642	2,494,412	2,296,098
Growth (%)		7.71%	10.03%	11.23%	-7.95%

Deposits	1,689,688	1,803,224	1,989,542	23,146	2,060,839
Taxes Payable	3,927	3,254	3,165	2,862	4,159
Fund Borrowings	-	-	-	-	-
Other Liabilities	1,829	3,978	778	2,295	6,509
Total Liabilities	1,708,412	1,824,093	2,008,883	2,265,162	2,088,719
Growth (%)		6.77%	10.13%	12.76%	-7.79%

Authorized Capital	162,900	162,900	162,900	162,900	162,900
Paid up Capital	162,900,000	162,900	162,900	162,900	162,900
Paid up Capital (Shares)	1,629,000	1,629	1,629	1,629	1,629
Par Value	100	100	100	100	100
Retained Earnings	10,092	21,191	33,490	39,591	44,961
Total Equity	183,950	214,112	233,759	229,250	207,379
Growth (%)		16.40%	9.18%	-1.93%	-9.54%

INCOME STATEMENTS	Dec-14	Dec-15	Dec-16	Dec-17	Sep-18
Total Interest Income	160,771	228,203	230,878	221,596	161,851
Growth (%)		41.94%	1.17%	-4.02%	

Interest Expenses	128,746	179,461	170,754	170,972	117,959
Other Operating Revenue	13,346	9,186	4,007	9,243	4,113
Other Operating Expenses	36,935	43,344	47,725	51,028	40,844
Income from Operations	8,437	14,584	16,406	8,839	7,160
Growth (%)		72.86%	12.49%	-46.12%	

Non-Operating Revenues	388	3	2	4	-
Income Before Tax	8,825	14,587	16,408	8,843	7,160
Provision for Income Tax	2,617	3,488	4,266	2,742	1,790
Profit for the period	6,208	11,099	12,142	6,101	5,370
Growth (%)		78.80%	9.39%	-49.75%	

Period Attributable	6,208	11,099	12,142	6,101	5,370
Comprehensive Income	6,208	30,162	8,742	6,101	-21,871
Comprehensive Attributable	6,208	30,162	8,742	6,101	-21,871

RATIOS	Dec-14	Dec-15	Dec-16	Dec-17	Sep-18
Dividend (Rp)	-	-	-	-	-
EPS (Rp)	0.00	6.81	7.45	3.75	3.30
BV (Rp)	0.11	131.44	143.50	140.73	127.30
DAR (X)	0.90	0.89	0.90	0.91	0.91
DER(X)	9.29	8.52	8.59	9.88	10.07
ROA (%)	0.33	0.54	0.54	0.24	0.23
ROE (%)	3.37	5.18	5.19	2.66	2.59
OPM (%)	5.25	6.39	7.11	3.99	4.42
NPM (%)	3.86	4.86	5.26	2.75	3.32
Payout Ratio (%)	-	-	-	-	-
Yield (%)	-	-	-	-	-

*US\$ Rate (Bt), Rp	12,436	13,794	13,436	13,548	14,929
---------------------	--------	--------	--------	--------	--------

