

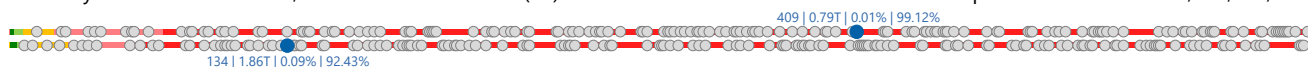
NUSA Sinergi Megah Internusa Tbk.

COMPANY REPORT : JANUARY 2019

As of 31 January 2019

Development Board
Industry Sector : Trade, Services & Investment (9)
Industry Sub Sector : Tourism, Restaurant And Hotel (94)

Individual Index : 68.000
Listed Shares : 7,700,000,100
Market Capitalization : 785,400,010,200



COMPANY HISTORY

Established Date : 30-May-2014
Listing Date : 12-Jul-2018 (IPO Price: 150)
Underwriter IPO :
PT NH Korindo Sekuritas Indonesia
Securities Administration Bureau :
PT Ficomindo Buana Registrar

SHAREHOLDERS (December 2018)

1. Benny Tjokrosaputro 6,462,500,000 : 83.93%
2. Public (<5%) 1,237,500,000 : 16.07%

DIVIDEND ANNOUNCEMENT

Year	Bonus Shares	Cash Dividend	Cum Date	Ex Date	Recording Date	Payment Date	F/I
-							

BOARD OF COMMISSIONERS

1. Benny Tjokrosaputro
2. Agus Sugiono
3. Sihol Siagian *)
*) *Independent Commissioners*

ISSUED HISTORY

No.	Type of Listing	Shares	Listing Date	Trading Date
1.	First Issue	1,200,000,000	12-Jul-18	12-Jul-18
2.	Company Listing	6,500,000,000	12-Jul-18	12-Jul-18
3.	Warrant I	100	17-Jan-19	17-Jan-19

BOARD OF DIRECTORS

1. Iwandono
2. Andrianto Kasigit
3. Daniel F. Iskandar
4. Unggul K. Yudoyono

AUDIT COMMITTEE

1. Sihol Siagian
2. J Suherman
3. Nasrudin

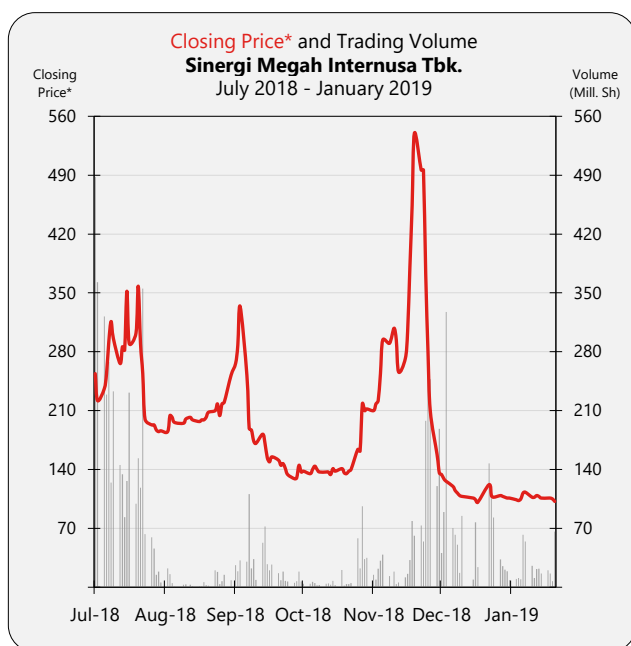
CORPORATE SECRETARY

Cynthia Monica

HEAD OFFICE

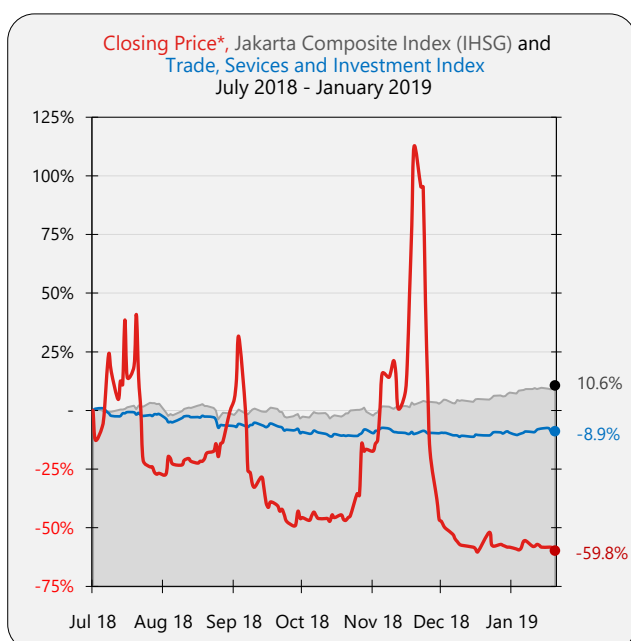
Jl. Ring Road Utara No.409, Caturtunggal, Depok, Sleman
Yogyakarta
Phone : (0274) 292-4777
Fax : (0274) 292-4778
Homepage : www.sinergimegahtbk.com
Email : corsec@sinergimegahtbk.com

NUSA Sinergi Megah Internusa Tbk.



TRADING ACTIVITIES

Month	Closing Price			Freq. (X)	Volume (Thou. Sh.)	Value (Million Rp)	Day
	High	Low	Close				
Jul-18	366	195	358	32,943	3,000,552	779,879	14
Aug-18	434	176	208	27,740	748,884	207,582	21
Sep-18	346	143	155	48,465	554,077	113,668	19
Oct-18	158	126	135	15,335	168,036	23,881	23
Nov-18	565	134	540	53,202	610,260	175,841	21
Dec-18	645	100	101	128,189	2,032,673	469,833	18
Jan-19	128	100	102	46,730	794,987	87,570	22



SHARES TRADED	2018	Jan-19
Volume (Million Sh.)	7,114	795
Value (Billion Rp)	1,771	88
Frequency (Thou. X)	306	47
Days	116	22
Price (Rupiah)		
High	645	128
Low	100	100
Close	101	102
Close*	101	102
PER (X)	-41.20	-41.61
PER Industry (X)	5.25	6.49
PBV (X)	1.02	1.03

* Adjusted price after corporate action