

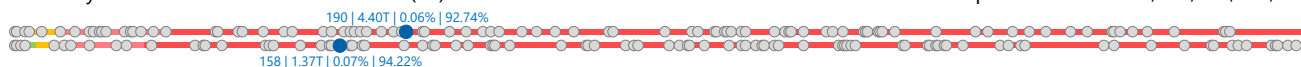
# POLA Pool Advista Finance Tbk.

## COMPANY REPORT : JANUARY 2019

Development Board  
Industry Sector : Finance (8)  
Industry Sub Sector : Financial Institution (82)

## As of 31 January 2019

Individual Index : 1,196.296  
Listed Shares : 2,722,910,000  
Market Capitalization : 4,397,499,650,000



### COMPANY HISTORY

Established Date : 20-Aug-2018  
Listing Date : 10-Dec-2018 (IPO Price: 135)  
Under Writer IPO :  
PT Artha Sekuritas Indonesia  
Securities Administration Bureau :  
PT Ficomindo Buana Registrar

### BOARD OF COMMISSIONERS

- Po Soen Kok
  - Luciana
  - Yohanes Sutanto \*)
- \*) *Independent Commissioners*

### BOARD OF DIRECTORS

- Nico Purnomo
- Bambang Herdiantoro
- Donisius Adi
- Handoko Koentoro Setyadi
- Lie Iwan Aliwayana
- Maikel Tanuwidjaja

### AUDIT COMMITTEE

- Yohanes Sutanto
- Feroza Ranti
- Solihin Makmur Alam

### CORPORATE SECRETARY

Raden Ari Priyadi

### HEAD OFFICE

Gedung PT. Pool Advista Indonesia, Tbk. Lt. 6  
Jl. Letjen Soepono Blok CC6 No.9-10Arteri Permata Hijau  
Jakarta 11180  
Phone : (021) 8062 6300  
Fax : (021) 2951 0202  
Homepage : [www.pooladvistafinance.com](http://www.pooladvistafinance.com)  
Email : [corsec.paf@pooladvista.com](mailto:corsec.paf@pooladvista.com)

### SHAREHOLDERS (December 2018)

1. PT Pool Advista IndonesiaTbk.	2,544,599,999	: 93.45%
2. PT ASABRI (Persero)	256,228,000	: 9.41%
3. Public (<5%)	-77,917,999	: -2.86%

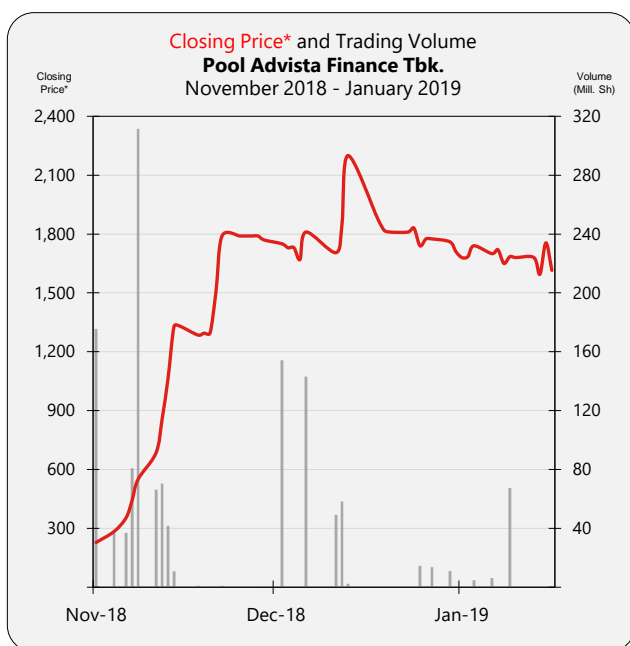
### DIVIDEND ANNOUNCEMENT

Year	Bonus Shares	Cash Dividend	Cum Date	Ex Date	Recording Date	Payment Date	F/I
-							

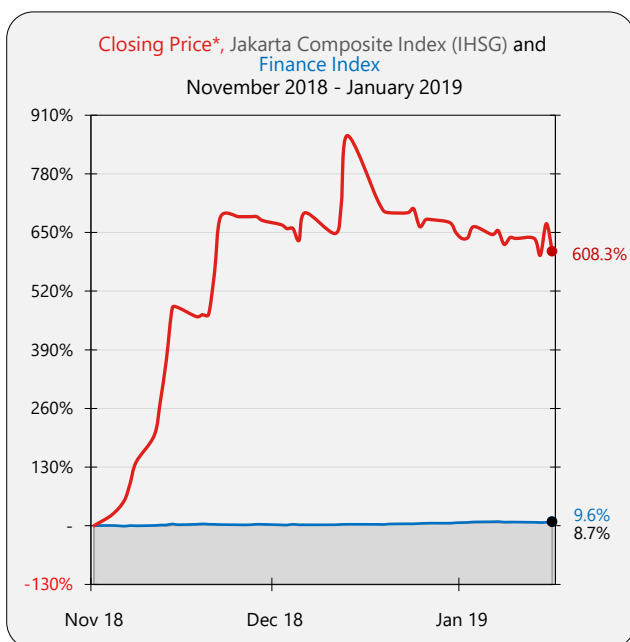
### ISSUED HISTORY

No.	Type of Listing	Shares	Listing Date	Trading Date
1.	First Issue	800,000,000	16-Nov-18	16-Nov-18
2.	Company Listing	2,544,600,000	16-Nov-18	16-Nov-18
3.	Unlisted Shares	-621,690,000	16-Nov-18	16-Nov-18

# POLA Pool Advista Finance Tbk.



Month	Closing Price			Freq. (X)	Volume (Thou. Sh.)	Value (Million Rp)	Day
	High	Low	Close				
Nov-18	1,330	228	1,330	2,909	831,223	393,933	9
Dec-18	2,200	1,210	2,200	3,836	411,137	766,817	14
Jan-19	2,150	1,550	1,615	672	118,883	204,775	22



SHARES TRADED	2018	Jan-19
Volume (Million Sh.)	1,242	119
Value (Billion Rp)	1,161	205
Frequency (Thou. X)	7	0.7
Days	23	22
<b>Price (Rupiah)</b>		
High	2,200	2,150
Low	228	1,550
Close	2,200	1,615
Close*	2,200	1,615
PER (X)	154.47	113.39
PER Industry (X)	25.63	24.30
PBV (X)	21.31	15.65

\* Adjusted price after corporate action