

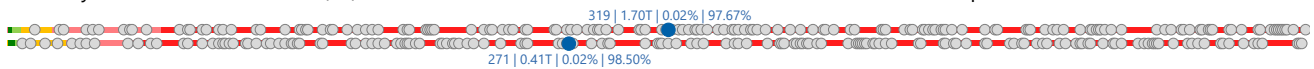
PRIM Royal Prima Tbk.

COMPANY REPORT : JANUARY 2019

Development Board
Industry Sector : Trade, Services & Investment (9)
Industry Sub Sector : Healthcare (96)

As of 31 January 2019

Individual Index : 100.000
Listed Shares : 3,393,432,600
Market Capitalization : 1,696,716,300,000



COMPANY HISTORY

Established Date : 04-Jun-2013
Listing Date : 15-May-2018 (IPO Price: 500)
Underwriter IPO :
PT Danatama Makmur Sekuritas
Securities Administration Bureau :
PT Bima Registra

SHAREHOLDERS (December 2018)

1. I Nyoman Ehrich Lister	2,190,480,000	: 64.58%
2. Clarissa Lister	400,000	: 0.01%
3. Gilbert Lister	400,000	: 0.01%
4. Golderick Lister	400,000	: 0.01%
5. Claranita Lister	400,000	: 0.01%
6. Public (<5%)	1,201,352,600	: 35.38%

BOARD OF COMMISSIONERS

1. I Nyoman Ehrich Lister
2. Heriyanti *)
*) *Independent Commissioners*

DIVIDEND ANNOUNCEMENT

Year	Bonus Shares	Cash Dividend	Cum Date	Ex Date	Recording Date	Payment Date	F/I
-	-	-	-	-	-	-	-

BOARD OF DIRECTORS

1. Tommy Leonard
2. Irsan Rusli
3. Mok Siu Pen

ISSUED HISTORY

No.	Type of Listing	Shares	Listing Date	Trading Date
1.	First Issue	1,200,000,000	15-May-18	15-May-18
2.	Company Listing	2,192,080,000	15-May-18	15-May-18
3.	Warrant I	720,000	19-Nov-18	19-Nov-18
4.	Warrant I	21,000	21-Nov-18	21-Nov-18
5.	Warrant I	611,500	22-Nov-18	22-Nov-18
6.	Warrant I	100	26-Nov-18	26-Nov-18

AUDIT COMMITTEE

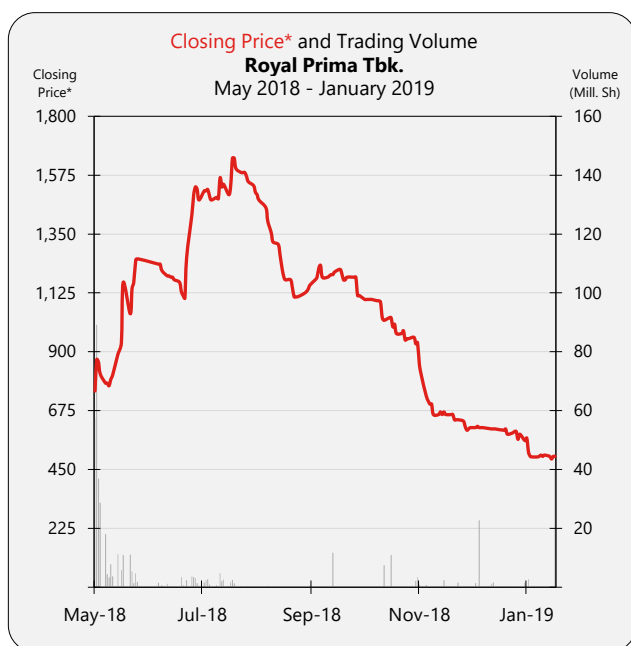
1. Heriyanti
2. Hendry
3. Teng Sauh Hwee

CORPORATE SECRETARY

Mok Siu Pen

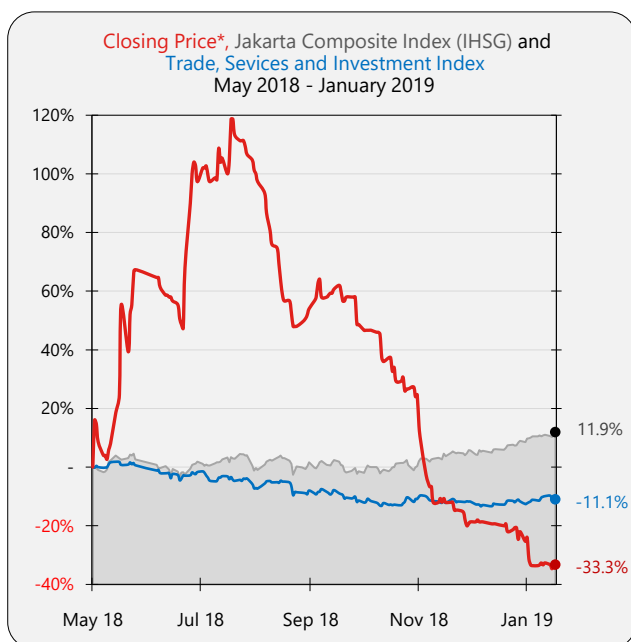
HEAD OFFICE

Jl. Letjen S Parman, Kav. 22-24
Jakarta
Phone : (061) 8881-3182; 8881-3183
Fax : (021) 8001-3181; (061) 8001-3181
Homepage : www.royalprima.com
Email : corsec@royalprima.com



TRADING ACTIVITIES

Month	Closing Price			Freq. (X)	Volume (Thou. Sh.)	Value (Million Rp)	Day
	High	Low	Close				
May-18	1,165	650	1,165	28,724	277,520	222,946	12
Jun-18	1,270	950	1,175	5,958	28,150	32,560	13
Jul-18	1,755	1,050	1,535	15,045	39,023	56,762	22
Aug-18	1,680	1,155	1,175	3,359	7,208	11,151	21
Sep-18	1,240	1,095	1,205	1,011	13,761	16,021	19
Oct-18	1,225	840	995	140	18,636	18,652	22
Nov-18	1,015	645	660	602	9,716	8,065	20
Dec-18	660	575	605	148	28,595	17,286	18
Jan-19	610	472	500	684	45,170	22,754	22



SHARES TRADED	2018	Jan-19
Volume (Million Sh.)	423	45
Value (Billion Rp)	383	23
Frequency (Thou. X)	55	0.7
Days	147	22
Price (Rupiah)		
High	1,755	610
Low	575	472
Close	605	500
Close*	605	500
PER (X)	107.94	89.21
PER Industry (X)	5.25	6.49
PBV (X)	2.43	2.01

* Adjusted price after corporate action