

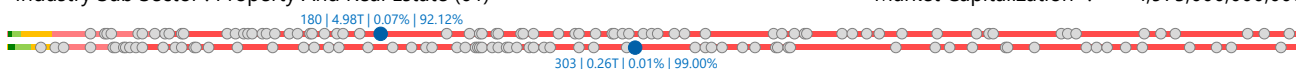
RISE Jaya Sukses Makmur Sentosa Tbk.

COMPANY REPORT : JANUARY 2019

Development Board
Industry Sector : Property, Real Estate & Building Construction (6)
Industry Sub Sector : Property And Real Estate (61)

As of 31 January 2019

Individual Index : 306.748
Listed Shares : 9,950,000,000
Market Capitalization : 4,975,000,000,000



COMPANY HISTORY

Established Date : 23-May-2003
Listing Date : 09-Jul-2018 (IPO Price: 163)
Underwriter IPO :
PT Lotus Andalan Sekuritas
Securities Administration Bureau :
PT Bima Registra

SHAREHOLDERS (December 2018)

1. PT Global Sukses Makmur Sentosa 8,449,990,000 : 84.92%
2. Public (<5%) 1,500,010,000 : 15.08%

DIVIDEND ANNOUNCEMENT

Year	Bonus Shares	Cash Dividend	Cum Date	Ex Date	Recording Date	Payment Date	F/I
-							

BOARD OF COMMISSIONERS

1. Hermanto Tanoko
 2. Mohammad Raylan *)
 3. Sanderawati Joesoef
- *) *Independent Commissioners*

ISSUED HISTORY

No.	Type of Listing	Shares	Listing Date	Trading Date
1.	First Issue	1,500,000,000	9-Jul-18	9-Jul-18
2.	Company Listing	8,450,000,000	9-Jul-18	9-Jul-18

BOARD OF DIRECTORS

1. Belinda Natalia
2. Daniel Richard R
3. Go Herliani Prayogo

AUDIT COMMITTEE

1. Mohammad Raylan
2. Tomy Hermawan
3. Yoel Alex Santoso

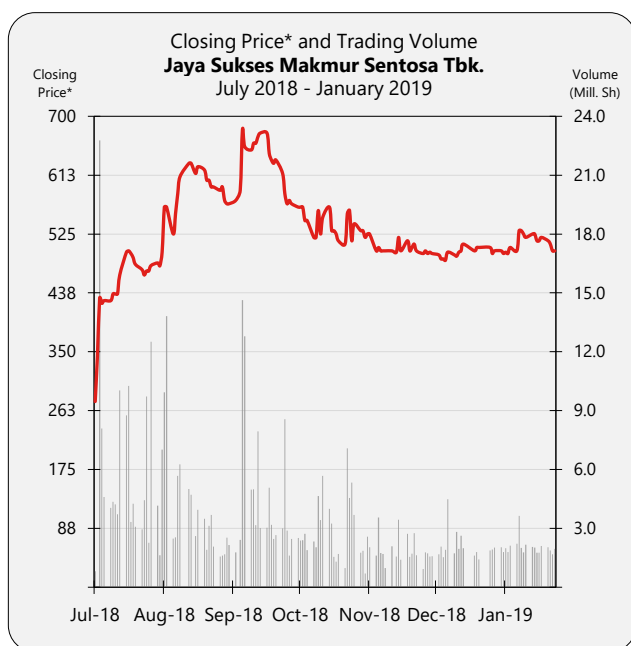
CORPORATE SECRETARY

Wawan Heri Purnomo

HEAD OFFICE

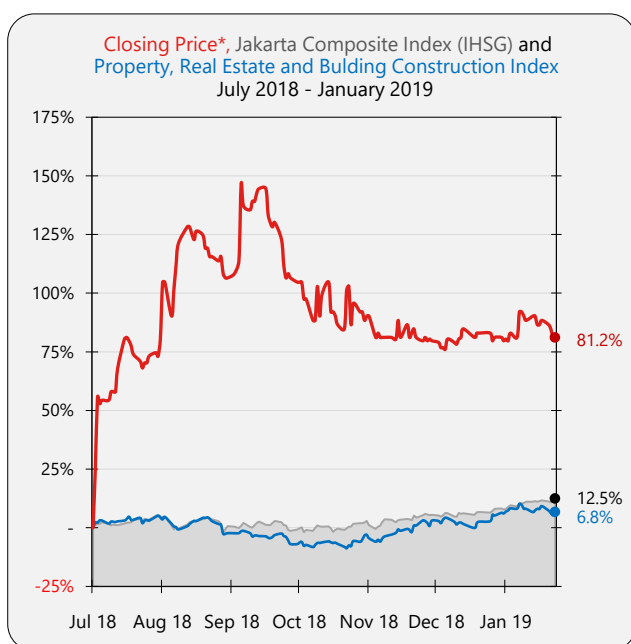
Central Square Shophouse C-3
Jl. A. Yani 41-43, Gedangan, Gedangan
Sidoarjo 61254
Phone : (031) 854-4400
Fax : (031) 854-5792
Homepage : www.tanrise.com
Email : corsec@tanrise.com

RISE Jaya Sukses Makmur Sentosa Tbk.



TRADING ACTIVITIES

Month	Closing Price			Freq. (X)	Volume (Thou. Sh.)	Value (Million Rp)	Day
	High	Low	Close				
Jul-18	520	276	464	10,541	99,707	44,899	17
Aug-18	640	454	595	21,785	108,510	59,539	21
Sep-18	740	540	635	10,740	81,627	52,717	19
Oct-18	635	505	560	14,248	72,903	40,365	23
Nov-18	580	486	500	7,617	46,341	23,968	21
Dec-18	520	478	505	4,406	35,146	17,467	18
Jan-19	535	494	500	4,895	44,578	22,736	22



SHARES TRADED	2018	Jan-19
Volume (Million Sh.)	444	45
Value (Billion Rp)	239	23
Frequency (Thou. X)	69	5
Days	119	22
Price (Rupiah)		
High	740	535
Low	276	494
Close	505	500
Close*	505	500
PER (X)	52.34	51.82
PER Industry (X)	27.07	28.17
PBV (X)	2.81	2.78

* Adjusted price after corporate action