

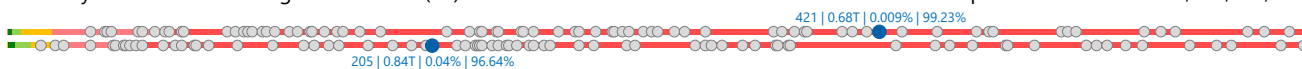
SKRN Superkrane Mitra Utama Tbk.

COMPANY REPORT : JANUARY 2019

Development Board
Industry Sector : Property, Real Estate & Building Construction (6)
Industry Sub Sector : Building Construction (62)

As of 31 January 2019

Individual Index : 64.857
Listed Shares : 1,500,000,000
Market Capitalization : 681,000,000,000



COMPANY HISTORY

Established Date : 27-Mar-1996
Listing Date : 05-Nov-2018 (IPO Price: 700)
Underwriter IPO :
PT UOB Kay Hian Sekuritas
Securities Administration Bureau :
PT Adimitra Jasa Korpora

BOARD OF COMMISSIONERS

1. Johannes Wargo
 2. Irjanto Ongko *)
- *) *Independent Commissioners*

BOARD OF DIRECTORS

1. Yafin Tandiono Tan
2. Linayat
3. Moh Arief Rahman Hakim

AUDIT COMMITTEE

1. Irjanto Ongko
2. Wikanto Artadji

CORPORATE SECRETARY

Eddy Gunawin

HEAD OFFICE

Jl Raya Cakung Cilincing No.9B & 43
Jakarta Utara 14130
Phone : (021) 441 3455
Fax : (021) 441 8290
Homepage : www.superkrane.com
Email : corporate@superkrane.com

SHAREHOLDERS (December 2018)

1. PT Sumi Traktor Perkasa	850,000,000	: 56.67%
2. Yafin Tandiono Tan	350,000,000	: 23.33%
3. Public (<5%)	300,000,000	: 20.00%

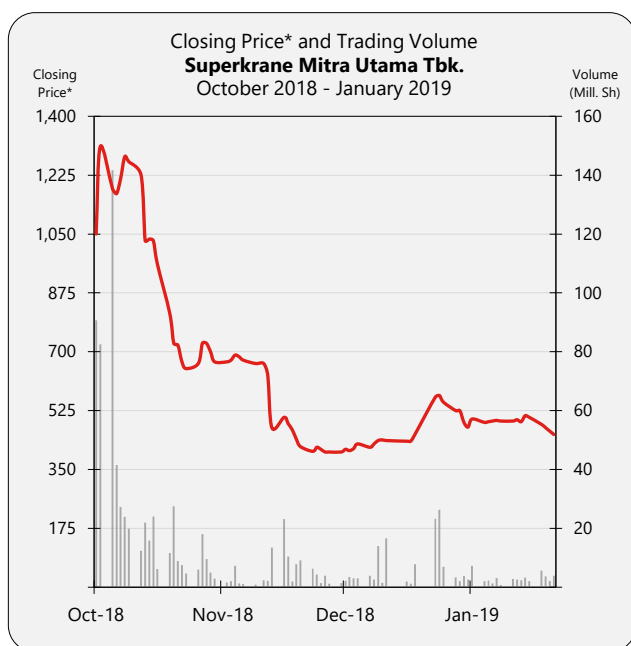
DIVIDEND ANNOUNCEMENT

Year	Bonus Shares	Cash Dividend	Cum Date	Ex Date	Recording Date	Payment Date	F/I
-	-	-	-	-	-	-	-

ISSUED HISTORY

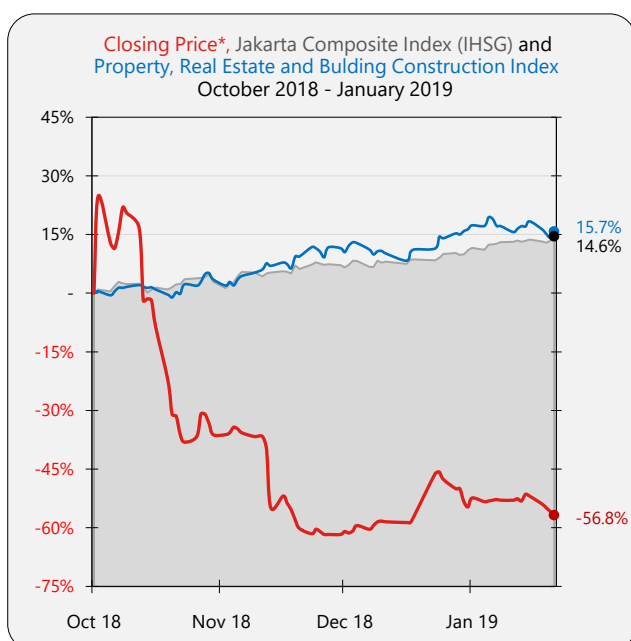
No.	Type of Listing	Shares	Listing Date	Trading Date
1.	First Issue	300,000,000	11-Oct-18	11-Oct-18
2.	Company Listing	1,200,000,000	11-Oct-18	11-Oct-18

SKRN Superkrane Mitra Utama Tbk.



TRADING ACTIVITIES

Month	Closing Price			Freq. (X)	Volume (Thou. Sh.)	Value (Million Rp)	Day
	High	Low	Close				
Oct-18	1,625	700	720	84,889	555,948	658,298	15
Nov-18	750	416	418	24,807	138,024	85,872	21
Dec-18	470	388	454	9,764	79,792	37,999	18
Jan-19	670	452	454	20,814	113,577	60,640	22



SHARES TRADED	2018	Jan-19
Volume (Million Sh.)	774	114
Value (Billion Rp)	782	61
Frequency (Thou. X)	119	21
Days	54	22
Price (Rupiah)		
High	1,625	670
Low	388	452
Close	454	454
Close*	454	454
PER (X)		
PER (X)	5.92	5.92
PER Industry (X)	27.07	28.17
PBV (X)	1.62	1.62

* Adjusted price after corporate action