

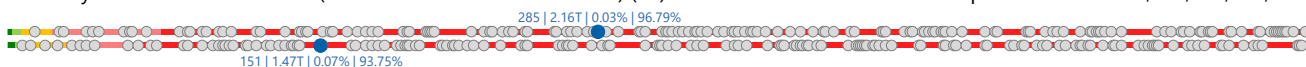
SPTO Surya Pertiwi Tbk.

COMPANY REPORT : JANUARY 2019

Development Board
Industry Sector : Trade, Services & Investment (9)
Industry Sub Sector : Wholesale (Durable & Non-Durable Goods) (91)

As of 31 January 2019

Individual Index : 68.966
Listed Shares : 2,700,000,000
Market Capitalization : 2,160,000,000,000



COMPANY HISTORY

Established Date : 05-Jul-1978
Listing Date : 14-May-2018 (IPO Price: 1,160)
Underwriter IPO :
PT Ciptadana Sekuritas Asia
Securities Administration Bureau :
PT Datindo Entrycom

BOARD OF COMMISSIONERS

1. Mardjoeki Atmadiredja
 2. Goh Poh Heng *)
 3. Usman Andy
- *) *Independent Commissioners*

BOARD OF DIRECTORS

1. Tjahjono Alim
2. Anton Budiman
3. Efendy Gojali
4. Gunadi
5. Irene Hamidjaja
6. Iwan Tjahjadi
7. Johan Gojali
8. Reinhart Muljadi
9. Umarsono Andy
10. Willianto Alim

AUDIT COMMITTEE

1. Goh Poh Heng
2. Gunawan Sumana
3. Paulus Soelisyo

CORPORATE SECRETARY

Irene Hamidjaja

HEAD OFFICE

Toto Building
Jl. Tomang Raya No. 16-18
Jakarta 11430
Phone : (021) 2929-8585
Fax : (021) 568-0068
Homepage : www.suryapertiwi.co.id
Email : corpsec@suryapertiwi.co.id

SHAREHOLDERS (December 2018)

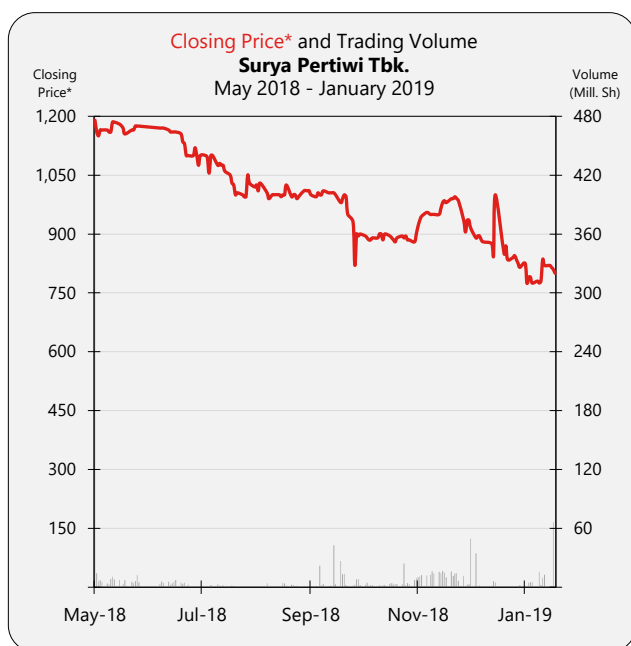
1. PT Multifortuna Asindo	810,000,000	: 30.00%
2. PT Suryaparamitra Abadi	810,000,000	: 30.00%
3. Public (<5%)	1,080,000,000	: 40.00%

DIVIDEND ANNOUNCEMENT

Year	Bonus Shares	Cash Dividend	Cum Date	Ex Date	Recording Date	Payment Date	F/I
2018		20.00	16-Nov-18	19-Nov-18	22-Nov-18	12-Dec-18	I

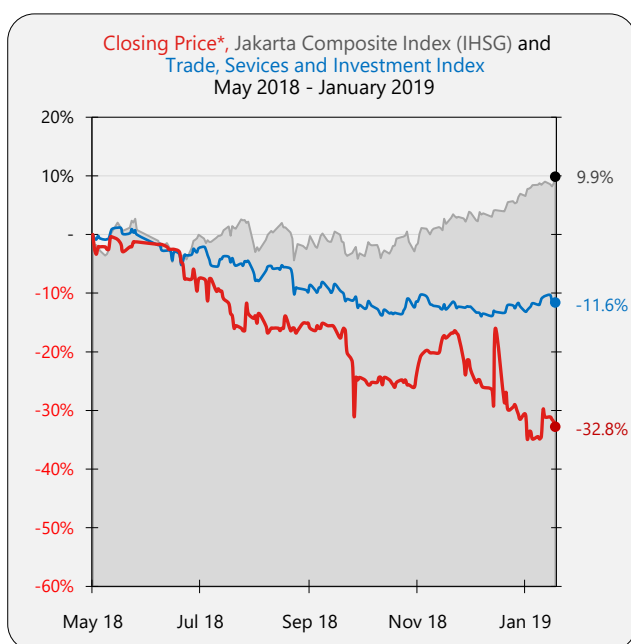
ISSUED HISTORY

No.	Type of Listing	Shares	Listing Date	Trading Date
1.	First Issue	700,000,000	14-May-18	14-May-18
2.	Company Listing	2,000,000,000	14-May-18	14-May-18



TRADING ACTIVITIES

Month	Closing Price			Freq. (X)	Volume (Thou. Sh.)	Value (Million Rp)	Day
	High	Low	Close				
May-18	1,300	1,145	1,155	7,337	550,386	640,152	13
Jun-18	1,190	1,145	1,160	3,604	72,227	84,880	13
Jul-18	1,160	1,000	1,030	3,489	33,917	37,917	22
Aug-18	1,050	975	1,025	3,070	27,476	28,077	21
Sep-18	1,025	970	1,000	3,377	90,537	89,979	19
Oct-18	1,000	820	885	5,155	111,683	105,879	23
Nov-18	995	870	980	12,229	219,739	206,597	21
Dec-18	1,000	800	1,000	7,328	182,274	169,895	18
Jan-19	940	765	800	2,626	131,198	108,364	22



SHARES TRADED	2018	Jan-19
Volume (Million Sh.)	1,288	131
Value (Billion Rp)	1,363	108
Frequency (Thou. X)	46	3
Days	150	22
Price (Rupiah)		
High	1,300	940
Low	800	765
Close	1,000	800
Close*	1,000	800
PER (X)	13.67	10.93
PER Industry (X)	5.25	6.49
PBV (X)	1.73	1.38

* Adjusted price after corporate action