

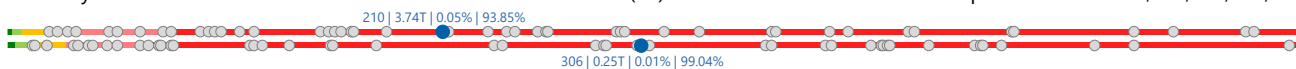
SURE Super Energy Tbk.

COMPANY REPORT : JANUARY 2019

Development Board
Industry Sector : Mining (2)
Industry Sub Sector : Crude Petroleum & Natural Gas Production (22)

As of 31 January 2019

Individual Index : 1,612.903
Listed Shares : 1,497,576,771
Market Capitalization : 3,743,941,927,500



COMPANY HISTORY

Established Date : 31-May-2011
Listing Date : 09-Oct-2018 (IPO Price: 155)
Underwriter IPO :
PT Jasa Utama Capital Sekuritas
Securities Administration Bureau :
PT Sinartama Gunita

BOARD OF COMMISSIONERS

1. Rheza Reynald Riady Susanto
 2. Erie Suhaeri *)
 3. Ruliff Redemptus Sena Susanto
- *) *Independent Commissioners*

BOARD OF DIRECTORS

1. Agustus Sani Nugroho
2. Andreas Sugihardjo Tjendana
3. Iwan Gogo Bonardo Parsaulian Panjaitan

AUDIT COMMITTEE

1. Erie Suhaeri
2. Asry Lestary
3. Ria Mulyani

CORPORATE SECRETARY

Andre Rachman

HEAD OFFICE

Ged. Equity Tower Lt.29 Unit E, SCBD LOT.9
Jl. Jend. Sudirman Kav. 52-53
Jakarta Selatan
Phone : (021) 2903 5295
Fax : (021) 2903 5297
Homepage : www.superenergi.com
Email : secretary@superenergi.com

SHAREHOLDERS (December 2018)

1. PT Super Capital Indonesia	959,340,000	: 64.06%
2. Asian Global Energy Pte. Ltd.	297,576,771	: 19.87%
3. Public (<5%)	240,660,000	: 16.07%

DIVIDEND ANNOUNCEMENT

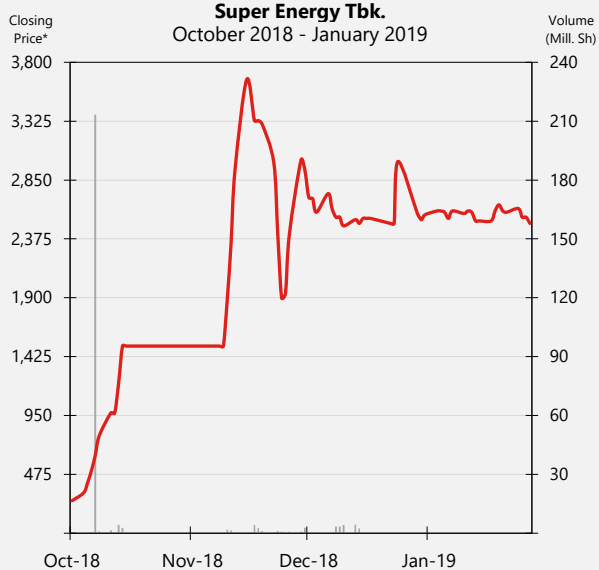
Year	Bonus Shares	Cash Dividend	Cum Date	Ex Date	Recording Date	Payment Date	F/I
------	--------------	---------------	----------	---------	----------------	--------------	-----

ISSUED HISTORY

No.	Type of Listing	Shares	Listing Date	Trading Date
1.	First Issue	240,000,000	5-Oct-18	5-Oct-18
2.	Company Listing	960,000,000	5-Oct-18	5-Oct-18
3.	Mandatory Convertible Bonds	297,576,771	5-Oct-18	5-Oct-18

SURE Super Energy Tbk.

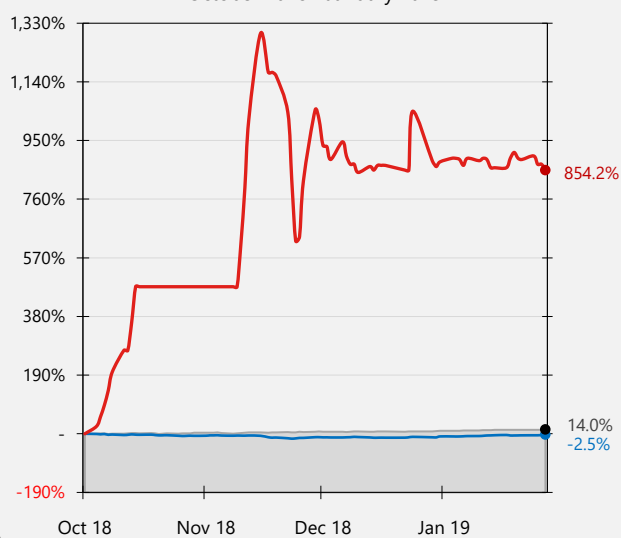
Closing Price* and Trading Volume
Super Energy Tbk.
October 2018 - January 2019



TRADING ACTIVITIES

Month	Closing Price			Freq. (X)	Volume (Thou. Sh.)	Value (Million Rp)	Day
	High	Low	Close				
Oct-18	1,510	262	1,510	4,868	223,712	145,884	9
Nov-18	4,570	1,210	2,410	14,025	15,338	41,437	13
Dec-18	3,760	2,320	3,000	9,320	23,299	61,672	18
Jan-19	3,000	2,470	2,500	1,518	1,687	4,358	22

Closing Price*, Jakarta Composite Index (IHSG) and Mining Index
October 2018 - January 2019



SHARES TRADED

	2018	Jan-19
Volume (Million Sh.)	262	2
Value (Billion Rp)	249	4
Frequency (Thou. X)	28	2
Days	40	22

Price (Rupiah)

	2018	Jan-19
High	4,570	3,000
Low	262	2,470
Close	3,000	2,500
Close*	3,000	2,500

PER (X)	-101.88	-84.90
PER Industry (X)	-1.03	0.14
PBV (X)	45.39	37.83

* Adjusted price after corporate action