

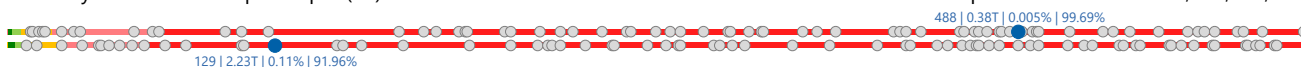
SWAT Sriwahana Adityakarta Tbk.

COMPANY REPORT : JANUARY 2019

Development Board
Industry Sector : Basic Industry& Chemicals (3)
Industry Sub Sector : Pulp & Paper (38)

As of 31 January 2019

Individual Index : 78.125
Listed Shares : 3,019,200,000
Market Capitalization : 377,400,000,000



COMPANY HISTORY

Established Date : 02-Jul-1990
Listing Date : 08-Jun-2018 (IPO Price: 160)
Underwriter IPO :
PT NH Korindo Sekuritas Indonesia
Securities Administration Bureau :
PT Adimitra Jasa Korpora

BOARD OF COMMISSIONERS

1. Lenny Imelda Lukminto
 2. Muhammad Arif Santoso *)
- *) *Independent Commissioners*

BOARD OF DIRECTORS

1. Shio Alim Susanto Als. Alim Susanto
2. Dian Anggriani Sandjojo
3. Ferid Dwi Wardhana
4. Tjhie Ellyana Kristyani

AUDIT COMMITTEE

1. Muhammad Arif Santoso
2. Dony Endrastomo
3. Fransiskus Andri Lawu C N

CORPORATE SECRETARY

Paula Hadsari

HEAD OFFICE

Jl. Raya Solo-Yogyakarta Km. 16 Bendosari, Sawit
Boyolali, Jawa Tengah
Phone : (0271) 768-7222; 768-7170; 768-7180
Fax : (0271) 768-7178
Homepage : www.sriwahana.id
Email : info@sriwahana.id

SHAREHOLDERS (December 2018)

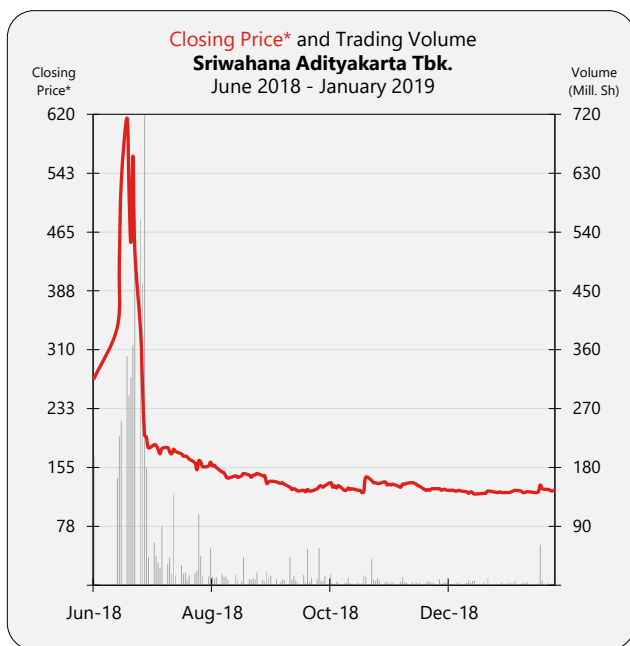
1. PT Sumber Makmur Lumintu 2,331,450,000 : 77.22%
2. Public (<5%) 687,750,000 : 22.78%

DIVIDEND ANNOUNCEMENT

Year	Bonus Shares	Cash Dividend	Cum Date	Ex Date	Recording Date	Payment Date	F/I
-							

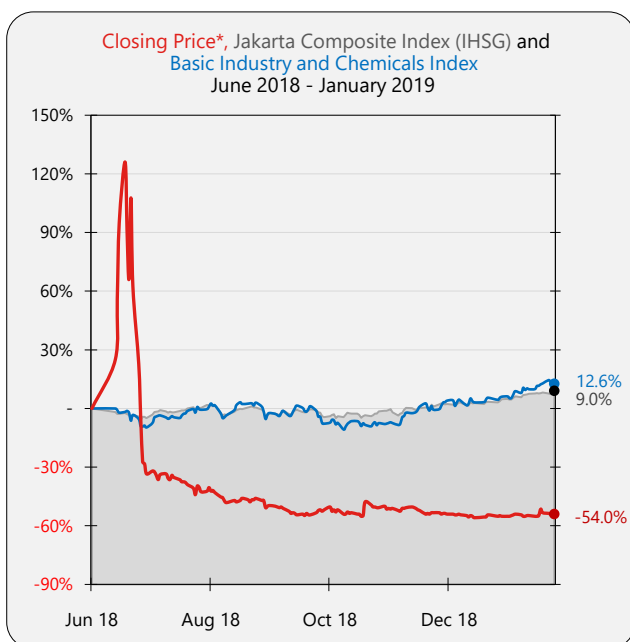
ISSUED HISTORY

No.	Type of Listing	Shares	Listing Date	Trading Date
1.	First Issue	664,200,000	8-Jun-18	8-Jun-18
2.	Company Listing	2,355,000,000	8-Jun-18	8-Jun-18



TRADING ACTIVITIES

Month	Closing Price			Freq. (X)	Volume (Thou. Sh.)	Value (Million Rp)	Day
	High	Low	Close				
Jun-18	665	200	442	430,974	2,813,068	1,379,062	9
Jul-18	476	152	152	219,857	2,598,726	673,199	22
Aug-18	177	140	147	35,793	453,233	71,519	21
Sep-18	149	117	124	19,153	259,265	34,224	19
Oct-18	158	122	135	29,241	238,472	32,387	23
Nov-18	141	121	127	79,990	104,216	13,814	21
Dec-18	130	119	124	61,954	82,874	10,217	18
Jan-19	143	121	125	36,845	125,449	16,289	22



SHARES TRADED	2018	Jan-19
Volume (Million Sh.)	6,550	125
Value (Billion Rp)	2,214	16
Frequency (Thou. X)	877	37
Days	133	22
Price (Rupiah)		
High	665	143
Low	117	121
Close	124	125
Close*	124	125
PER (X)	185.13	186.62
PER Industry (X)	13.74	15.89
PBV (X)	1.07	1.08

* Adjusted price after corporate action