

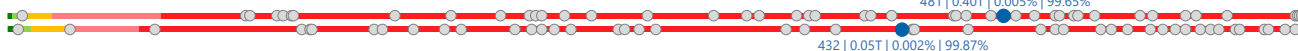
ZONE Mega Perintis Tbk.

COMPANY REPORT : JANUARY 2019

Development Board
Industry Sector : Miscellaneous Industry (4)
Industry Sub Sector : Textile, Garment (43)

As of 31 January 2019

Individual Index : 167.114
Listed Shares : 797,000,000
Market Capitalization : 396,906,000,000



COMPANY HISTORY

Established Date : 21-Oct-2005
Listing Date : 12-Dec-2018 (IPO Price: 298)
Underwriter IPO :
PT Lotus Andalan Sekuritas
Securities Administration Bureau :
PT Bima Registra

SHAREHOLDERS (December 2018)

1. Verosito Gunawan	301,150,000	: 37.79%
2. PT Tancorp Investama Mulia	119,550,000	: 15.00%
3. Vanda Gunawan	106,225,000	: 13.33%
4. Ganesh Subash	89,050,000	: 11.17%
5. Franxiscus Afat Adinata Nursalim	37,500,000	: 4.71%
6. Cuntoro Kinardi	24,550,000	: 3.08%
7. Public (<5%)	118,975,000	: 14.93%

BOARD OF COMMISSIONERS

1. Vanda Gunawan
 2. Ganesh Subash
 3. Ida Bagus Okta Nila *)
- *) *Independent Commissioners*

DIVIDEND ANNOUNCEMENT

Year	Bonus Shares	Cash Dividend	Cum Date	Ex Date	Recording Date	Payment Date	F/I
-							

BOARD OF DIRECTORS

1. Fx Afat Adinata Nursalim
2. Cuntoro Kinardi
3. Luki Rusli
4. Verosito Gunawan

ISSUED HISTORY

No.	Type of Listing	Shares	Listing Date	Trading Date
1.	First Issue	197,000,000	12-Dec-18	12-Dec-18
2.	Founders' shares	600,000,000	12-Dec-18	12-Dec-18

AUDIT COMMITTEE

1. Ida Bagus Oka Nila
2. Juliodiman Sukardi
3. Shinta Rahayu

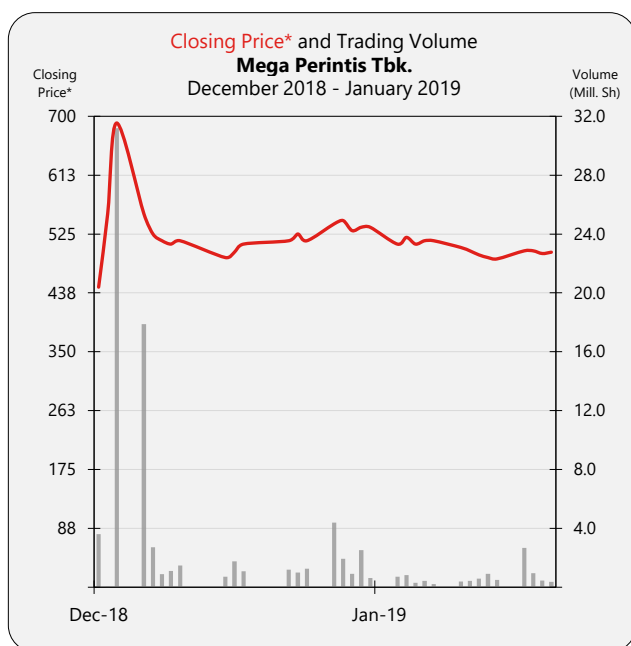
CORPORATE SECRETARY

Franxiscus Afat Adinata Nursalim

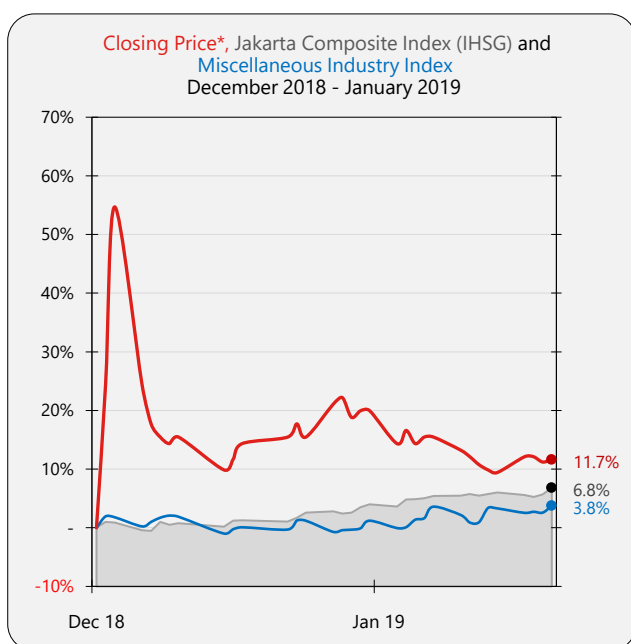
HEAD OFFICE

Jl. Karet Pedurenan No. 240, Karet Kuningan Setiabudi
Jakarta Selatan 12940
Phone : (021)-5733 888
Fax : (021)-5290 5103
Homepage : www.megaperintis.co.id
Email : corpsec@megaperintis.co.id

ZONE Mega Perintis Tbk.



Month	Closing Price			Freq. (X)	Volume (Thou. Sh.)	Value (Million Rp)	Day
	High	Low	Close				
Dec-18	700	446	510	5,771	62,430	39,249	11
Jan-19	565	478	498	5,137	23,548	12,252	22



SHARES TRADED	2018	Jan-19
Volume (Million Sh.)	62	24
Value (Billion Rp)	39	12
Frequency (Thou. X)	6	5
Days	11	22
Price (Rupiah)		
High	700	565
Low	446	478
Close	510	498
Close*	510	498
PER (X)		
PER (X)	7.03	6.87
PER Industry (X)	16.15	17.64
PBV (X)	2.42	2.37

* Adjusted price after corporate action